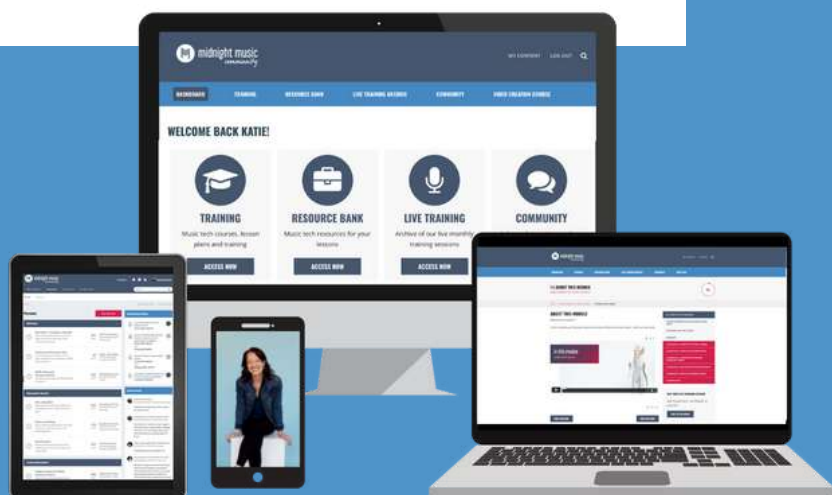




# join us in the midnight music community!

A dynamic online community where you can access music tech professional development and answers from experts.



the midnight music community will set you on a path towards loving technology (yes, really!).

## in your membership...



- online music tech courses available *any day, any time*
- practical and innovative lesson ideas for all devices
- daily support & advice
- PD certificates provided for training

[FIND OUT MORE](#)

“

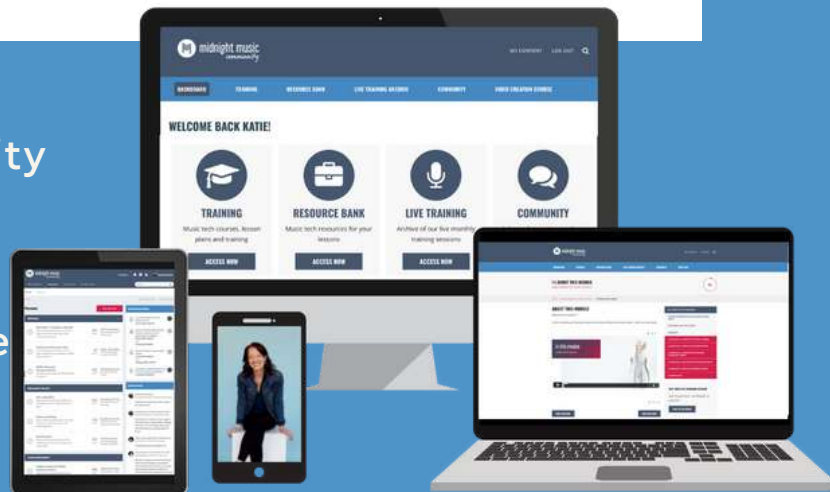
Thanks Katie. You have been so amazing giving so much of your time. I've gone from having "tech-phobia" to being "tech-savvy" 😊😊....thank you!!

Brielle D'Souza | music teacher, Melbourne Australia

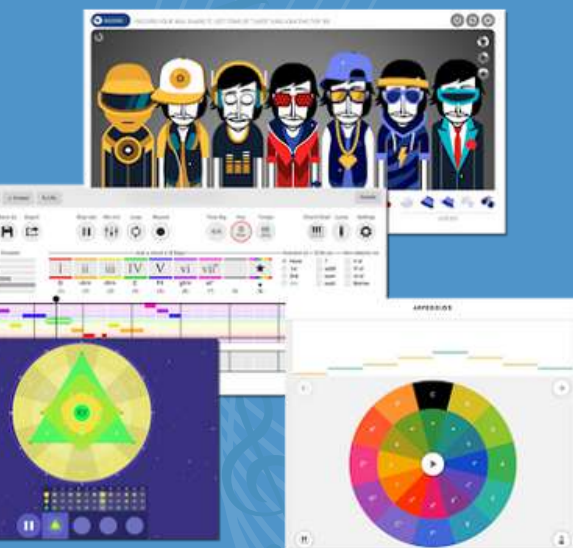
”

# join us in the midnight music community!

The Midnight Music Community was made for music teachers who want to effectively integrate technology into the curriculum.



Full of easy to follow courses, done-for-you lessons, and an interactive forum, the Midnight Music Community will start you on a path towards loving technology.



As an exclusive member of the Midnight Music community, you get access to:

- Online music tech courses that can be accessed at *any day, any time*
- Advice on incorporating tech into your existing lesson plans
- Practical and innovative lesson ideas for using Chromebooks, iPads, BYOD, Macs & PCs
- Daily support and advice from experts and fellow music teachers

[CHECK OUT THE MIDNIGHT MUSIC COMMUNITY >>](#)

# the ultimate guide to free music tech resources

*midnightmusic.com*

2022/2023

INTRODUCTION	2
ABOUT MIDNIGHT MUSIC	2
LESSON PLANS AND ADDITIONAL RESOURCES	3
START HERE: HOW TO USE THIS GUIDE	3
READING NOTES ON THE STAFF	4
EAR TRAINING	6
MUSIC THEORY	9
NOTATION	10
AUDIO RECORDING AND EDITING	13
DIGITAL AUDIO WORKSTATIONS	16
RHYTHMIC PATTERNS	18
REMIX, ARRANGE AND CREATE LOOPS	20
COMPOSING & SONGWRITING	25
VIRTUAL INSTRUMENTS	28
CREATIVE SITES FOR SPECIAL NEEDS STUDENTS	33
SCIENCE OF SOUND	34
ORCHESTRA, COMPOSERS AND OPERA	36
REFERENCE	39
MUSIC DISCOVERY & HISTORY	40
DIGITAL PORTFOLIOS: CAPTURE STUDENT LEARNING	41
VIDEO CREATION AND EDITING	42
MANAGE YOUR CLASS	44
FORMATIVE ASSESSMENT, GAMES AND QUIZZES	45
UTILITIES	48
ONLINE WHITEBOARDS	50
CREATING TEACHING RESOURCES	51
CLIPART, IMAGES, SOUND EFFECTS, VIDEOS & MUSIC	54
CREATE YOUR OWN WEBSITE	59
FREE LESSON PLANS & PD FROM MIDNIGHT MUSIC	60
FREE LESSON PLANS & COURSES: OTHER PROVIDERS	63
CONNECT	64
SUPER-SIMPLE MUSIC TECH LESSONS USING FREE RESOURCES	65
THANK YOU!	65

# INTRODUCTION

As a music technology trainer, presenter and consultant, I'm always on the lookout for high quality, free and low-cost resources for teachers, students and other musicians. In 2009, I ran my first “Music Technology on a Shoestring” workshop at a conference in Melbourne, Australia, where I presented a number of the resources featured in this guide. Over time, the list of resources grew, and I decided that it was time to make a guide which I could easily share and update on an annual basis.

Please note that while most of the resources mentioned are completely free to use, some of them have optional paid upgrades which unlock extra features, levels or services. If you are finding the resource useful, I usually recommend upgrading to the paid option if your budget allows — you'll have access to more features, there are improved privacy controls and in many cases, upgrading will simplify the way you share and assess student work.

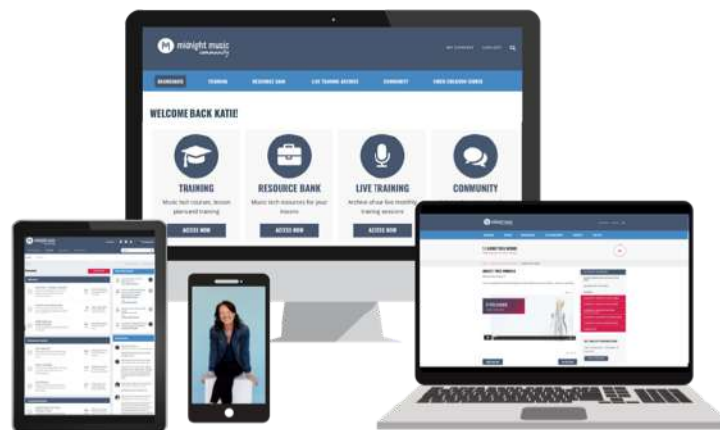
Also, a few of the links in this guide are affiliate links which means I will receive a small commission if you choose to use them to sign up for a paid product. It does not cost you any extra when using my link, and it may buy me the occasional coffee here and there! :)

Katie Wardrobe, *Midnight Music*

## ABOUT MIDNIGHT MUSIC

[Midnight Music](#) director Katie Wardrobe is an Australian music technology trainer and consultant with a passion for helping music teachers find success with using technology in music education. Katie is a qualified teacher and she likes to focus on **simple ways** to incorporate technology into the music curriculum through a range of **creative projects**.

Katie launched the [Midnight Music Community \(MMC\)](#) in 2016 - an online space for teachers which focuses on music tech professional development - which now has more than 1000 members from around the world.



The MMC includes online courses, video tutorials, lesson plans, tips, advice and a place where members can ask questions (including any that are “silly” or “dumb”!). **Come and join us!**

**CHECK OUT THE  
MIDNIGHT MUSIC COMMUNITY >>**

# LESSON PLANS AND ADDITIONAL RESOURCES

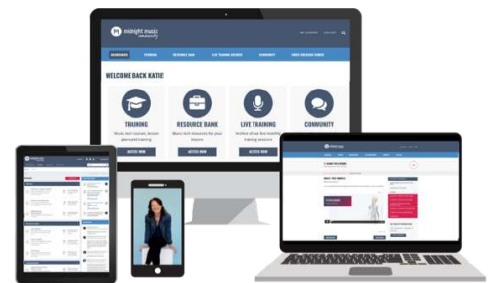
Throughout this guide I have included links to related blog posts, lesson plans and other materials that will help you utilise these free tech resources.

For Midnight Music Community members I have also created a series of lesson plans called **Super-Simple Music Tech Lessons Using Free Resources**. Lessons are for free sites like Incredibox, Groove Pizza, Isle of Tune, Youtube, Beepbox, the Chrome Music Lab and more.

Each one has a downloadable lesson plan, plus a walkthrough video showing creative and practical ways you can use them in class with your students. Some also include downloadable printable and/or worksheets..

ALL of these **Super-Simple Music Tech Lessons Using Free Resources** are available inside my online community - [the Midnight Music Community](#). **Unlimited access is available for as long as you are a member.**

Join me and hundreds of other music teachers [inside the Midnight Music Community](#) for instant access to these lessons!



## START HERE: HOW TO USE THIS GUIDE

### Clickable headings & related resources

Each resource listed in this guide has a “clickable” hyperlinked heading. Click on the link to go straight to the website. If the link doesn’t work for you, simply type the resource name into Google to search for it. Unfortunately, the website owners occasionally change the link without warning!

Where appropriate, I have also included links to further reading, other useful online articles, related lesson plans or Music Tech Teacher podcast episodes.






### Appropriate age ranges




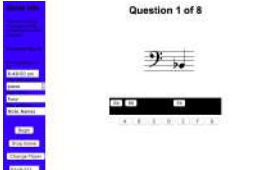
I have indicated a “best for” age group for each resource. Please use your own judgment though! Many resources are adaptable and may work perfectly fine with students outside the suggested age groups.

I have used the following guide:

- E = Elementary (K-6)
- M = Middle school (5-8)
- H = High school (7-12)






# READING NOTES ON THE STAFF






RESOURCE	DESCRIPTION	E	M	H
	<p><a href="#"><u>Doctor Musik's Staff Dungeon *NEW*</u></a></p> <p>Navigate through different levels of a medieval dungeon by naming notes on the staff.</p> <p><b>Related:</b> <a href="#"><u>Free Music Tech Resource Highlight: Doctor Musik</u></a></p>	✓	✓	
	<p><a href="#"><u>Doctor Musik's Aquarium *NEW*</u></a></p> <p>Click and drag different note-named fish to their place on a treble or bass clef before they swim across the screen.</p> <p><b>Related:</b> <a href="#"><u>Free Music Tech Resource Highlight: Doctor Musik</u></a></p>	✓	✓	
	<p><a href="#"><u>Doctor Musik's The Robot Factory *NEW*</u></a></p> <p>Click to identify different notes using their letters or solfege/solfa (fixed-do) before they cross the screen. Build different robots and box them up.</p> <p><b>Related:</b> <a href="#"><u>Free Music Tech Resource Highlight: Doctor Musik</u></a></p>	✓	✓	
	<p><a href="#"><u>Doctor Musik's Staff Dungeon *NEW*</u></a></p> <p>Navigate through different levels of a medieval dungeon by naming notes on the staff.</p>	✓	✓	
	<p><a href="#"><u>Notesack</u></a></p> <p>Identify notes, chords, intervals and scales by playing them on your instrument. Notesack listens to your instrument as you play and lets you know whether you've played the note, chord, interval or scale correctly.</p>		✓	✓





	<p><a href="#"><u>Note Identification Trainer by Ricci Adams</u></a></p> <p>Identify notes on the staff by selecting the answer at the bottom. You can customise the exercise (ie. leave out some notes) by using the Customise menu at the top right of the screen. There are options to turn the timer and score on or off.</p>		✓	✓
	<p><a href="#"><u>Fretboard Note Identification Trainer by Ricci Adams</u></a></p> <p>Identify notes on the fretboard by selecting the answer at the bottom. You can customise the exercise (ie. leave out some notes) by using the Customise menu at the top right of the screen. There are options to turn the timer and score on or off.</p>		✓	✓
	<p><a href="#"><u>Treble and Bass Clef Note Reading Games</u></a></p> <p>A series of 4 games designed to reinforce the notes of the treble and bass clefs. There are easy and advanced versions; the advanced versions include ledger lines. All four games can be found at the link above. Log in to save your scores.</p>	✓	✓	
	<p><a href="#"><u>Music Racer</u></a></p> <p>Race the clock to name notes of the staff, identify fingerings for your instrument or define music terms.</p>		✓	✓








# EAR TRAINING

RESOURCE	DESCRIPTION	E	M	H
	<p><b><a href="#">Rhythm dice *NEW*</a></b></p> <p>Roll the dice to build different random rhythms or use as a fun sight-reading activity with students.</p> <p><b>Related:</b> <a href="#">Free Music Tech Resource Highlight: 4four.io</a></p>	✓	✓	
	<p><b><a href="#">4four.io *NEW*</a></b></p> <p>Over a dozen rhythm mini-activities, ear trainers, and rhythmic games to boost engagement with rhythm and musical notation.</p> <p><b>Related:</b> <a href="#">Free Music Tech Resource Highlight: 4four.io</a></p>	✓	✓	
	<p><b><a href="#">Slap track *NEW*</a></b></p> <p>Body percussion playalong! Easily create an interactive body percussion activity with different movements, speeds, and opportunities for improvisation.</p>	✓	✓	
	<p><b><a href="#">Doctor Musik's Virtual Percussions *NEW*</a></b></p> <p>Click to play different virtual percussion instruments. Also includes a "name that instrument" sound identification game and a call &amp; response activity.</p> <p><b>Related:</b> <a href="#">Free Music Tech Resource Highlight: Doctor Musik</a></p>	✓	✓	
	<p><b><a href="#">Doctor Musik's The Sea of Rhythms *NEW*</a></b></p> <p>Perform different rhythms as a class or individually through body percussion or on instruments to collect treasure. Works best as a guided activity with students and teacher.</p> <p><b>Related:</b> <a href="#">Free Music Tech Resource Highlight: Doctor Musik</a></p>	✓	✓	





	<p><b><a href="#">Doctor Musik's The Forest of Instruments *NEW*</a></b></p>	✓	✓	
	<p><b><a href="#">Doctor Musik's Rhythm Decryptor *NEW*</a></b></p>	✓	✓	
	<p><b><a href="#">Rhythm Randomizer</a></b></p>	✓	✓	✓
	<p><b><a href="#">Rhythm Trainer</a></b></p>	✓	✓	✓
	<p><b><a href="#">Practice Solfege</a></b></p>	✓	✓	✓





	<p><a href="#"><b>MusicTheory.net Ear Training</b></a></p> <p>A set of ear-training exercises including Keyboard, Note, Interval, Scale and Chord Ear Training. Exercise settings can be customized using the cog icon at top right of the screen. You can also custom-build exercises for your students using the Exercise Customizer for Teachers link at the bottom of the menu: select the exercise settings and then send your students the link that appears at the bottom of the page.</p>		✓	✓
	<p><a href="#"><b>Theta Music Trainer Ear-Training Games</b></a></p> <p>A range of good quality, innovative games (around 50!) for ear-training and music theory. The first 3 levels of each game are free, and you can pay a subscription to access higher levels. The site keeps track of your progress and suggests areas for improvement. Game categories include sound, pitch, tonality, intervals, melody, harmony and rhythm.</p>	✓	✓	
	<p><a href="#"><b>Musicators</b></a></p> <p>Create self-grading drag and drop Kodaly-based activities for your students: melodic and rhythmic dictation, listening activities and more. There is also a library of pre-made exercises.</p>	✓	✓	✓
	<p><a href="#"><b>Teoria Ear Training</b></a></p> <p>A series of free ear-training exercises. Choose the settings for your exercise and then get started. You can sign in to save your scores.</p>		✓	✓




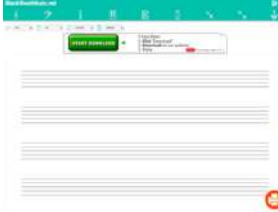
# MUSIC THEORY

RESOURCE	DESCRIPTION	E	M	H
	<p><a href="https://www.musictheory.net">Musictheory.net</a></p> <p>Excellent free online theory information. Clear, step-by-step lessons. The site also includes a series of interactive exercises which can be customized. Teachers can also custom-build exercises for your students using the Exercise Customizer for Teachers link at the bottom of the menu: select the exercise settings and then send your students the link that appears at the bottom of the page.</p>		✓	✓
	<p><a href="https://www.teoria.com">Teoria</a></p> <p>Theory tutorials, exercises, references and articles. Good control over settings for ear-training exercises. Includes analysis section with works by Bach, Chopin, Debussy and Schumann.</p>		✓	✓
	<p><a href="https://www.musiccards.com">Musiccards: online music theory flashcards</a></p> <p>Flashcards for note names, key signatures, intervals, triads and more. Roll your mouse over the card to reveal the answer. Generate new questions with a click.</p>	✓	✓	✓
	<p><a href="https://www.gmajor.com">G Major Music Theory</a></p> <p>Music theory site covering fundamentals, listening activities, and dictation.</p>		✓	✓
	<p><a href="https://www.musicteacher.com/games/name-the-key-signature">Name The Key Signature</a></p> <p>One of a collection of games from the Music Teacher's Games website. Click Start and then identify the key signature listed. Register to save your score.</p>		✓	✓





# NOTATION

RESOURCE	DESCRIPTION	E	M	H
	<p><a href="#"><u>Dorico SE *NEW*</u></a></p> <p>A free version of notation program Dorico with limited features, the main one being that you can only write for a maximum of two players/staves. Can be useful for students who have simple notation requirements and want to try out a professional-standard software program.</p>		✓	✓
	<p><a href="#"><u>Dorico For iPad *NEW*</u></a></p> <p>An iPad app version of the Dorico notation software. The free version gives you access to 2 players/staves but if you register an email address you can write for up to 4 players/staves. An additional subscription will unlock more features including unlimited staves.</p>		✓	✓
	<p><a href="#"><u>Sibelius First *NEW*</u></a></p> <p>A free version of the notation program Sibelius with limited features, the main one being that you can only write for a maximum of four parts/staves. Can be useful for students who have simple notation requirements and want to try out a professional-standard software program.</p>		✓	✓
	<p><a href="#"><u>Sibelius First for Mobile *NEW*</u></a></p> <p>The free iOS app version of Sibelius First. Like the desktop version of Sibelius First there are limited features. A paid subscription is available to unlock more features</p>		✓	✓






	<p><b><a href="#">Doctor Musik's Sketch Book *NEW*</a></b></p> <p>Practice drawing different notes and symbols on virtual staff paper or blank screens. Includes multiple colors and thin to wide-width pens.</p> <p><b>Related:</b> <a href="#">Free Music Tech Resource Highlight: Doctor Musik</a></p>	✓	✓	
	<p><b><a href="#">Doctor Musik's Robot Composer *NEW*</a></b></p> <p>Click and drag different robot parts to the staff to create new sounds, chords, effects, and melodies.</p> <p><b>Related:</b> <a href="#">Free Music Tech Resource Highlight: Doctor Musik</a></p>	✓	✓	
	<p><b><a href="#">Flat.io</a></b></p> <p>Flat.io is online notation software. The free version has some limitations and is not suitable for students under the age of 13. If you choose to upgrade to the <a href="#">paid education version</a>, you can use it with students of all ages (because you will access your own private “closed” version of the software) and you can also take advantage of the integration with Google Classroom, Moodle, Edmodo and other online platforms, plus their additional education-only features</p>	✓	✓	✓
	<p><b><a href="#">Flat For Docs</a></b></p> <p>This is a free add-on for Google Docs and Google Slides which allows you to create notation snippets right inside your document. Useful for creating worksheets and slideshows which feature notation.</p>	✓	✓	✓

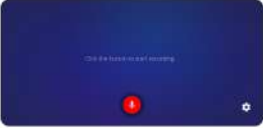

	<p><b><a href="#">Noteflight</a></b></p> <p>Noteflight is online notation software. The free version has limitations and is not suitable for students under the age of 13. If you choose to upgrade to the paid education version (Noteflight Learn), you can use it with students of all ages (because you will access your own private, “closed” version of the software). Noteflight has some excellent free resources for educators and when using the paid version, you can manage students/classes from your central account. Also integrates with Soundtrap (see below).</p> <p><b>Related:</b> <a href="#">Best Notation Apps and Software For Music Educators (podcast episode)</a></p>	✓	✓	✓
	<p><b><a href="#">MuseScore</a></b></p> <p>MuseScore is for Windows or Mac (not Chromebooks or iPads). Create your own scores with unlimited staves, key changes, time signature changes, lyrics and so on. Note entry via computer keyboard or MIDI keyboard (step-time entry only). There is also an online score-sharing facility which you can make private for students.</p>	✓	✓	✓
	<p><b><a href="#">Composer by Toy Theater</a></b></p> <p>VERY simple on-screen notation editor. Compose a short melody and play it back.</p>	✓		
	<p><b><a href="#">Blank Sheet Music</a></b></p> <p>Create your own custom-designed blank manuscript paper: you can print the paper as is, keeping the default settings, or set up your own custom manuscript paper by using the options in the menu across the top.</p> <p>Tip: the prominent Start Download button in the centre of the screen is an advert. Just ignore it! When you want to print, use the orange Printer button at the bottom right.</p>	✓	✓	✓

# AUDIO RECORDING AND EDITING





RESOURCE	DESCRIPTION	E	M	H
	<p><a href="#"><u>Virtual DJ *NEW*</u></a></p> <p>A free (for home-use) software setup which includes a standalone DJ mixer, plug &amp; play auto-detection of devices, basic video and audio mixing, and real-time separation of track audio</p>			✓
	<p><a href="#"><u>Mixxx *NEW*</u></a></p> <p>Fully open-sourced DJ software that is designed and upgraded by members throughout the world. Includes BPM &amp; key detection sync, controller support, sound effects, vinyl record control, and more.</p>			✓
	<p><a href="#"><u>Vocal Remover *NEW*</u></a></p> <p>A free, web-based audio editor that allows you to remove vocal tracks (to create your own karaoke track), cut out portions of audio tracks, manipulate pitch and tempo, or merge multiple tracks together. Also has a useful key and BPM identification feature.</p>			
	<p><a href="#"><u>Ear Sketch *NEW*</u></a></p> <p>Created by researchers and musicians at Georgia Tech, this completely new way of music-making relies on learning how to create and edit code. The community behind this project also hosts competitions to share musical codes to earn scholarships and grants for education and business. Excellent opportunity for cross-curricular education in computer technology.</p>			






	<p><b>Sodaphonic</b></p> <p>My new favourite online recording and editing tool! This is a fantastic, easy to use recording site where you can upload an existing audio file in order to edit it, OR you can record a new audio file. There are some very useful options in the Effects menu including fade-in, fade-out, reverse, bleep it, and silence which allow you to edit your file quickly and easily.</p> <p><b>Related:</b> <a href="#">How to Record and Edit Audio for Free Online with Sodaphonic</a></p>	✓	✓	✓
	<p><b>Audacity</b></p> <p>Excellent free audio recording and editing software. I personally use Audacity all the time! You can transpose a song, remove vocals, change tempo, chop up musical examples, create a song medley, add fade-ins and fade-outs and effects. Great for podcasting, digital storytelling, recording sound effects, recording musical performances and editing.</p> <p><b>Related:</b> <a href="#">Audacity Training</a> inside the Midnight Music Community (includes basic audio editing skills, simple ways to record for students, ways to create sound effects, and much more!)</p> <p><b>Related:</b> <a href="#">Audacity Tips For Music Teachers 5-Part Video Tutorial Series</a></p>	✓	✓	✓
	<p><b>Twisted Wave</b></p> <p>Twisted Wave is online audio recording and editing software. It's a good option for schools with Chromebooks that want to use something similar to Audacity.</p> <p>Twisted Wave works in the browser, but you can also download a desktop version for Mac or an iOS version for iPhones and iPads. The free online version is limited to files up to 5 minutes in length and you can purchase a subscription to increase that limit</p>	✓	✓	✓
	<p><b>Audio Cutter</b></p> <p>An easy-to-use online audio editing tool that allows you to cut an audio file. Useful if you want to chop off the end or beginning of a track. You can also add a fade-in or fade-out. You can save the resulting file in multiple formats, including as a ringtone.</p>		✓	✓
	<p><b>Audio Joiner</b></p> <p>Another simple online app from the 123apps website. This one allows you to join multiple audio tracks into a single track. You can easily add a cross-fade between tracks, or fade out/in completely.</p>		✓	✓





	<p><a href="#"><u>Online Voice Recorder</u></a></p> <p>Use this simple online tool to record your voice and then crop the recording to the section you need. A good option for Chromebook schools who need an web-based tool for capturing student narration or to record podcasts.</p>	✓	✓	✓
	<p><a href="#"><u>Online Sequencer</u></a></p> <p>A simple online sequencer that utilises a piano roll-type layout. You can add notes by clicking in the grid with your mouse and you can also play notes by using the keys on your computer keyboard. Includes a MIDI file import option.</p>		✓	✓




# DIGITAL AUDIO WORKSTATIONS

RESOURCE	DESCRIPTION	E	M	H
	<p><a href="#">Bandlab for Education</a></p> <p>BandLab for Education is a digital audio workstation that works on any device and allows teachers and students to create and collaborate in fun new ways.</p> <p><b>Related:</b> <a href="#">Create Music on Any Device for Free with Bandlab The Garageband, Soundtrap, and Bandlab Course</a></p>		✓	✓
	<p><a href="#">Soundtrap</a></p> <p>An online digital audio workstation with an easy to use, appealing interface. Record voice, guitar or virtual instruments. The free version has a limited loop library and instrument sound options and is suitable for students 13 and over. Paid school accounts are available which give access to a private, closed version of the software with the full range of loops, sounds and other features. Integrates with Google Classroom and Noteflight.</p> <p><b>Related:</b> <a href="#">Using Technology for Creative Collaboration with Meredith Allen</a> (podcast episode) <a href="#">The Garageband, Soundtrap, and Bandlab Course</a></p>	✓	✓	✓
	<p><a href="#">Studio One Prime</a></p> <p>A free entry-level digital audio workstation that works on both Mac and PC. Unlimited audio tracks, FX &amp; buses; MIDI instruments. You can upgrade to one of the paid versions for more features.</p>		✓	✓
	<p><a href="#">GarageBand</a></p> <p>The Mac-only digital audio workstation which comes free with your new Mac. GarageBand is easy to use for beginners and has lots of features that will suit more experienced users.</p> <p>There is an included loop library with music loops and sound effects. A great tool for songwriting, recording, film scoring, video game music composition, digital storytelling and more.</p> <p><b>Related:</b> <a href="#">GarageBand Online Course</a> inside the Midnight Music Community (includes songwriting, film scoring, video game composing, remixing &amp; more) <a href="#">The Garageband, Soundtrap, and Bandlab Course</a></p>	✓	✓	✓






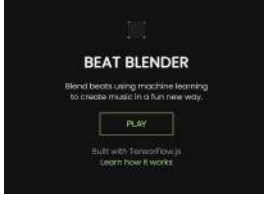
	<p><b>Soundation</b></p> <p>An online digital audio workstation which includes virtual instruments, effects and over 400 loops. Best when used as part of a school account through Music First (more features, extra loops, manage students easily). For school accounts, visit: <a href="http://www.musicfirst.com">www.musicfirst.com</a></p>		✓	✓
	<p><b>AudioSauna</b></p> <p>A simple online digital audio workstation which includes virtual instruments and a sampler.</p>		✓	✓
	<p><b>Audiotool</b></p> <p>Create pattern-based music using hardware emulators. Includes drum machines, synths, effects units and more. Drag elements into place. Useful for teaching signal flow. Sign-in required.</p>			✓






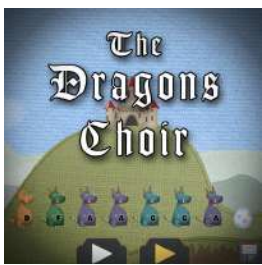

# RHYTHMIC PATTERNS

RESOURCE	DESCRIPTION	E	M	H
	<p><a href="#">Websynths Grooves *NEW*</a></p> <p>A browser-based free drum machine and sample library that allows you to create patterns for use in songs. Includes ability to export and save files to work on again later.</p>	✓	✓	
	<p><a href="#">Online Drum Machine Musicca *NEW*</a></p> <p>An easy-to-use basic beginner drum machine that allows you to change tempo, add swing, change time signature, and manipulate samples within a 4-beat frame.</p> <p>Related: <a href="#">6 Music Theory Websites for Primary and Secondary Music Classrooms</a></p>	✓	✓	✓
	<p><a href="#">Groove Pizza</a></p> <p>Groove Pizza is an easy-to-use online drum machine which uses a circular “pizza” interface to represent rhythmic patterns. Alternatively, you can create a drum pattern by using the drum grid underneath the “pizza”.</p> <p>Groove Pizza is also useful for cross-curricular maths-music lessons because it allows you to view rhythmic patterns as shapes and angles. You can export drum patterns as WAV or MIDI files and you can also send a pattern directly to the online digital audio workstation Soundtrap (listed above). This is one of my favourites!</p> <p><b>Related:</b> Lesson plans for Groove Pizza in the collection of <a href="#">Super-Simple Music Tech Lesson Plans Using Free Websites</a> (includes Boom Snap Clap, Musical Dr. Seuss, Billie Jean Remix &amp; The Margherita Beat)</p>	✓	✓	✓
	<p><a href="#">Drumbit</a></p> <p>A clean online drum sequencer which includes a range of drum kit styles and effects.</p>		✓	✓
	<p><a href="#">HTML 808</a></p> <p>An online drum machine in a classic 808 style which allows you to program patterns.</p>			✓

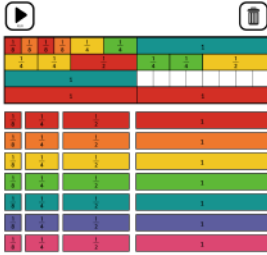
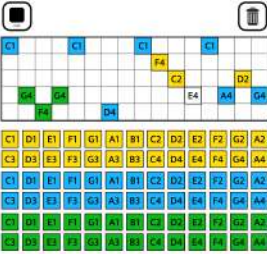




	<p><b><a href="#">One Motion Drum Machine</a></b></p> <p>Create drum patterns using online step-sequencer. Click on the squares to turn sounds on/off. Has 3 demo patterns.</p>		✓	✓
	<p><b><a href="#">Rhythm (Chrome Music Lab)</a></b></p> <p>Make your own rhythms in a variety of meters - 3, 4, 5 or 6. Click on the grid to add or remove sounds. You can have students play along with the on-screen rhythms using body percussion or classroom instruments.</p> <p><b>Related:</b> <a href="#">50+ Lesson Ideas for The Chrome Music Lab</a>  <b>Related:</b> <a href="#">Free lesson plan - Explore Rhythm and Meter with the Chrome Music Lab</a>  <b>Related:</b> Lesson plans for the Chrome Music Lab in the collection of <a href="#">Super-Simple Music Tech Lesson Plans Using Free Websites</a></p>	✓	✓	
	<p><b><a href="#">Typedrummer</a></b></p> <p>Click in the box and type something: a word, a sentence or just a string of random letters. Your text will be “played” back to you with a series of rhythmic sounds.</p> <p>Students could collaboratively “decode” the alphabet: identify which letters make the sounds of a bass drum, snare drum, hi hat and so on. Students could then work out how to create a basic rock pattern: which letters are needed? In which order do they need to be written to create the drum pattern?</p>	✓	✓	✓


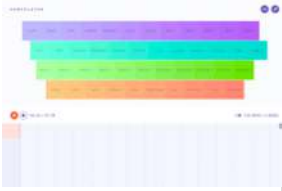

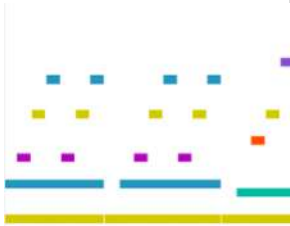

# REMIX, ARRANGE AND CREATE LOOPS




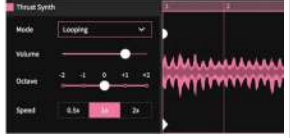

RESOURCE	DESCRIPTION	E	M	H
	<p><a href="#"><u>M&amp;Ms Incredibox *NEW*</u></a></p> <p>This fun collaboration with Incredibox allows you to drag and drop melodies, effects, beats and more to different M&amp;M characters to create samples &amp; songs.</p> <p>Related: <a href="#"><u>Super Simple Lesson: Incredibox</u></a>            Related: (Podcast Episode) <a href="#"><u>MTT37 Lesson Ideas For Incredibox – Beatboxing, Ostinati, Form and Listening</u></a></p>	✓	✓	✓
	<p><a href="#"><u>Defonic *NEW*</u></a></p> <p>A simple soundscape generator with dozens of sounds. Use it to add ambiance to your classroom, student presentations, make stories more impactful, or for mindfulness sessions.</p>	✓	✓	
	<p><a href="#"><u>Virtual DJ *NEW*</u></a></p> <p>A free (for home-use) software setup which includes a standalone DJ mixer, plug &amp; play auto-detection of devices, basic video and audio mixing, and real-time separation of track audio</p>		✓	✓
	<p><a href="#"><u>Mixxx *NEW*</u></a></p> <p>Fully open-sourced DJ software that is designed and upgraded by members throughout the world. Includes BPM &amp; key detection sync, controller support, sound effects, vinyl record control, and more.</p>			✓
	<p><a href="#"><u>Roland 808303 studio *NEW*</u></a></p> <p>A free, online music creation platform with a classic Roland 808 drum machine on one side of the screen and a classic Roland 303 bass synth on the other. Create your own drum and bass patterns, record and share.</p>		✓	✓
	<p><a href="#"><u>Beat Blender *NEW*</u></a></p> <p>Engage with rhythm in a completely new way by drawing lines and shapes over a sequence of beats to create a new track. Also allows you to change styles of beats within the shape and move between them.</p>	✓	✓	✓

	<p><b><u><a href="#">Scribble Audio</a></u> *NEW*</b></p>	<p>Draw different patterns over the screen using notes as different colors to create interactive sound loops and effects.</p>	✓	✓	✓
	<p><b><u><a href="#">SynthCube</a></u> *NEW*</b></p>	<p>Create a 3D Rubik's cube of sound patterns and then spin or manipulate the cube for different effects.</p>	✓	✓	
	<p><b><u><a href="#">Launchpad intro</a></u> *NEW*</b></p>	<p>An interactive virtual Launchpad Midi grid controller for digital music-making within your web browser. Can also be synced to physical Launchpads for playing in and out of the browser.</p>		✓	✓
	<p><b><u><a href="#">Google Arts and Culture Paint with Music</a></u> *NEW*</b></p>	<p>Draw patterns, images, words, and shapes using different instruments on themed canvases. An effective cross-curricular art/music activity</p>	✓	✓	
	<p><b><u><a href="#">Doctor Musik's Robot Sequencer</a></u> *NEW*</b></p>	<p>Compose different drum-beats and melodies by selecting different-colored robots on the screen. Also has adjustable tempo and save feature.</p>	✓	✓	
	<p><b><u><a href="#">Doctor Musik's The Dragons Choir</a></u> *NEW*</b></p>	<p>Hatch different dragons to change them from beats to melodic notes. Then play the composition.</p>	✓	✓	
	<p><b><u><a href="#">Beastbox</a></u></b></p>	<p>A fun, interactive website that allows you to create a piece using real animal sounds. It's a little like Incredibox with an eco theme! The samples used on the site have been recorded on location in a number of environments around the world. It would make an excellent springboard for cross-curricular activity involving ecosystems and geography.</p>	✓	✓	


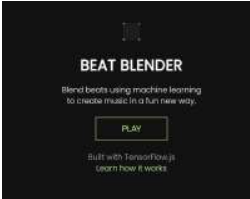










	<p><b>Music Box</b></p> <p>Create a short loop of up to 4 parts using the manipulatives at the bottom of the screen. The manipulatives are blocks divided into quarter, eighth, half and whole notes - similar to the Cuisenaire rods you used in Math class</p>	✓	✓	
	<p><b>Beat Box</b></p> <p>Create a short loop of up to 5 parts by selecting an option at the bottom of the screen and clicking in the grid at the top. Each button represents a different rhythmic or pitched sound.</p>		✓	✓
	<p><b>Mario Paint Music Composer</b></p> <p>Choose a character from the top of the screen (each one makes a different sound) and click on the staff to add the sound to your composition. You can change the time signature, accidentals and snap settings at the bottom of the screen. top.</p>	✓	✓	
	<p><b>Beepbox</b></p> <p>One of my favourite free online step sequencing tools. Click in the grid to add sounds to build up your composition. There are lots of settings you can change on the right side, including an extensive list of instrument sounds. This is a great option for creating video game music.</p>	✓	✓	✓
	<p><b>Isle of Tune</b></p> <p>It's back again! The original web-based version of Isle of Tune disappeared for a while due to the demise of Flash, but it's back again in a new HTML5 version. Not all of the features from the original version are there right now, but the creator of the site has said that more will be added over time.</p>	✓	✓	✓
	<p><b>Blob Opera (Google Arts and Culture)</b></p> <p>This is a fun machine learning experiment from Google Arts and Culture. The four blobs each sing a different voice part. Click and drag your mouse up or down on one of the blobs to make them sing higher or lower. Click and drag sideways to change the vowel sound. You can also hear them sing some pre-loaded songs including The Wellerman, The Hallelujah Chorus, Summertime, La Bamba and more.</p>	✓	✓	✓



	<p><b><a href="#">Incredibox</a></b></p> <p>A simple, interactive website that's lots of fun! A great introduction to beat-boxing, a cappella singing, arranging and remixing. Record your remix and share the link.</p> <p><b>Related:</b> <a href="#">Free lesson plan: Teaching Beatboxing Basics with Incredibox</a></p> <p><b>Related:</b> Lesson plans for Incredibox in the collection of <a href="#">Super-Simple Music Tech Lesson Plans Using Free Websites</a> (including Hey, What Is Your Name, All About A Cappella and The Drop)</p>	✓	✓	✓
	<p><b><a href="#">Sumpulator</a></b></p> <p>Pitched and unpitched samples that can be triggered with your computer keyboard. Record a loop and then add other parts. When recording, make sure to click Stop at the end of your recording otherwise the part you have created will be overwritten on the next play-through.</p>		✓	✓
	<p><b><a href="#">BlokDust</a></b></p> <p>BlokDust is a web-based music making app that you can use to build sounds or instruments and share your creations. Best used on the Chrome browser.</p>		✓	✓
	<p><b><a href="#">Piano Roll (Chrome Music Lab)</a></b></p> <p>Watch well-known classical pieces such as Mozart's Rondo Alla Turca or Beethoven's Fifth Symphony play in a graphic notation piano roll format. You can change the playback sounds and also record an audio sample to be used as the playback sound (try barking like a dog - very funny!). Note that the record function does not work on iPads (but the other sounds do).</p>	✓	✓	✓
	<p><b><a href="#">Kandinsky (Chrome Music Lab)</a></b></p> <p>Inspired by the artist Kandinsky who compared painting to making music. Draw lines, squiggles or pictures on the screen with your finger or mouse and your picture will turn into sound. Press play to hear your picture as a looped piece.</p> <p><b>Related:</b> <a href="#">Using Chrome Music Lab's Kandinsky Experiment In the Elementary Music Room</a></p>	✓	✓	

	<p><b>Papatap</b></p> <p>You really need to try this out for yourself! Visit the site and then press any key on your computer keyboard. Each key triggers a percussive or melodic sound AND a visual to go with it.</p> <p>Press the spacebar to change the sound set (each one is represented by a different coloured background). There are 6 sound sets in total. Good for exploring sound, experimenting with rhythmic patterns and as a discussion starter for sampling.</p>	✓	✓	✓
	<p><b>Typatone</b></p> <p>A new way of combining text and music. Click on the right side of the screen and type something (your name perhaps?) Stop typing and wait for your text to be played back to you. You can save a link to your creation.</p> <p>Could be used as composition starter activity: type a couple of words or a short sentence and have students transcribe the musical phrase, or record it in a sequencing program. Use that musical phrase as the basis for a composition.</p>	✓	✓	✓
	<p><b>Hatnote</b></p> <p>Listen to changes being made to Wikipedia articles. Kinda weird but beautiful!</p>	✓	✓	✓
	<p><b>Amplify Studio</b></p> <p>Downloadable software that allows you to build musical patterns. From the creators of Novation.</p>		✓	✓
	<p><b>Dot Piano</b></p> <p>Dot Piano is a visual musical instrument that lives online. Use your computer keys to play. Colored dots appear as you play. You can record a song, then share it simply by saving a link.</p>	✓	✓	✓







# COMPOSING & SONGWRITING







RESOURCE	DESCRIPTION	E	M	H
	<p><b><a href="#">Rhymezone</a> *NEW*</b></p> <p>An easy-to-use search engine that helps you find rhymes, near-rhymes, definitions, antonyms, synonyms, common phrases and more for lyric writing of songs, raps, and other word-based activities.</p>	✓	✓	✓
	<p><b><a href="#">Beat Blender</a> *NEW*</b></p> <p>Engage with rhythm in a completely new way by drawing lines and shapes over a sequence of beats to create a new track. Also allows you to change styles of beats within the shape and move between them.</p>	✓	✓	✓
	<p><b><a href="#">Doctor Musik's La Machine a Chocolats</a> *NEW*</b></p> <p>Compose a melody that travels along a conveyor belt to be played. Also includes a longer note editor. Notes correspond to boomwhacker colors.</p> <p>Related: <a href="#">Free Music Tech Resource Highlight: Doctor Musik</a></p>	✓	✓	
	<p><b><a href="#">Doctor Musik's The Dragons Choir</a> *NEW*</b></p> <p>Hatch different dragons to change them from beats to melodic notes. Then play the composition.</p> <p>Related: <a href="#">Free Music Tech Resource Highlight: Doctor Musik</a></p>	✓	✓	
	<p><b><a href="#">Assisted Melody</a></b></p> <p>A Google Arts Experiment that lets you use the piano keys, or the staff at the bottom of the screen to draw in the notes of a melody. Click the Harmonize button and the site will generate harmony in the style of Bach using AI.</p>		✓	✓
	<p><b><a href="#">ChordChord</a></b></p> <p>A simple online chord progression generator tool. Click the Generate button and you'll be given a progression of 4 chords. You can play the progression back and adjust the style, tempo, key and drum pattern. Once you have a chord progression, you can edit the individual chords which is helpful for switching out any random options that don't quite work! This tool makes a useful composition starter, or a sketchpad for ideas. Some features - such as downloading a MIDI file or MP3 are premium features which require an upgrade.</p>		✓	✓

	<p><b><a href="#">HookPad (part of Hook Theory)</a></b></p> <p>Songwriting lessons, tips and an online music editor. The music editor - Hookpad - allows you to put together chords sequences and melodies. It also identifies effective chord progressions and offers assistance with melody writing (hover your mouse over a chord to see which notes make up that chord). The Theorytab section allows you to explore examples of pop songs that use certain chord sequences. Extra features are available for Plus members and education accounts.</p> <p><b>Related:</b> <a href="#">Website of the Week - Hook Theory</a></p> <p><b>Related:</b> Lesson plans for Hook Theory in the collection of <a href="#">Super-Simple Music Tech Lesson Plans Using Free Websites</a> (including The Choose Your Own Adventure Remix and Write Your Own Hit)</p>		✓	✓
	<p><b><a href="#">Melody Maker (Chrome Music Lab)</a></b></p> <p>Tap on the grid to create notes and then press play to hear your melody. You can change the tempo with the slider and experiment with duplicating your melody with the copy button. Useful when discussing melody writing with students.</p>	✓	✓	✓
	<p><b><a href="#">Song Maker (Chrome Music Lab)</a></b></p> <p>An extended version of the Chrome Music Lab Melody Maker. Tap on the grid to create notes and then press play to hear your composition. You can adjust the song settings: increase the length of the pattern, change the time signature, increase the range and more. You can also change the tempo with the slider. This makes a great transcription tool, a graphic notation tool and a composition sketch pad.</p> <p>Related - <a href="#">Star Wars Lesson Plan using the Chrome Music Lab</a></p>	✓	✓	✓
	<p><b><a href="#">Learn How To Write Songs Songwriting Tools</a></b></p> <p>Some excellent songwriting tools on this site. Sometimes you need a little inspiration or a starting point when writing a song.</p> <p>This site has LOTS of ways you can spark your creativity including a random melody generator, a random rhythm pattern generator, rhyme scheme generator, daily chord progression and much more. Perfect for middle school and high school students.</p>		✓	✓







	<p><b><a href="#">Chords (Chrome Music Lab)</a></b></p> <p>An online keyboard which will play a major or minor triad based on the single (tonic) note you play on the screen.</p> <p><b>Related:</b> <a href="#">50+ Lesson Ideas for The Chrome Music Lab</a></p>	✓	✓	✓
	<p><b><a href="#">Arpeggios (Chrome Music Lab)</a></b></p> <p>Play chords and arpeggios on a brightly coloured wheel. Great tool for songwriting with students. Use to work out effective chord progressions.</p> <p><b>Related:</b> Lesson plans for the Chrome Music Lab in the collection of <a href="#">Super-Simple Music Tech Lesson Plans Using Free Websites</a></p>	✓	✓	✓

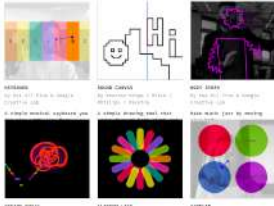







# VIRTUAL INSTRUMENTS



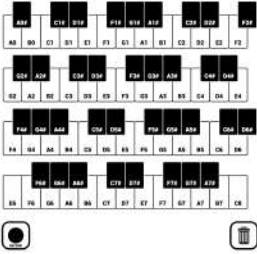

RESOURCE	DESCRIPTION	E	M	H
	<p><a href="#"><u>Virtual Drumming *NEW*</u></a></p> <p>A virtual drumset with quality instrument samples. Perfect for using when teaching percussion, as a basic beat maker, or to let students play with.</p>	✓	✓	
	<p><a href="#"><u>Websynths microtonal *NEW*</u></a></p> <p>A free browser-based synthesizer that contains over 100 sounds that can be manipulated and then played on a tuned keypad and then exported.</p>		✓	✓
	<p><a href="#"><u>Comm 64 websynth *NEW*</u></a></p> <p>A fun and easy way to make vintage sounds and samples inspired by Atari. Created using the WebAudio API (no samples).</p>		✓	✓
	<p><a href="#"><u>Doctor Musik's Virtual Xylophone *NEW*</u></a></p> <p>A nice-quality clickable, virtual bass, alto, and soprano xylophone with the ability to add or remove bars, show/hide letters, show/hide sharps/flats and add boomwhacker colors.</p> <p>Related: <a href="#"><u>Free Music Tech Resource Highlight: Doctor Musik</u></a></p>	✓	✓	
	<p><a href="#"><u>Doctor Musik's BeatBots *NEW*</u></a></p> <p>Play and improvise on a virtual keyboard to different songs, add/remove sounds of different backing tracks, and record/save your performance.</p> <p>Related: <a href="#"><u>Free Music Tech Resource Highlight: Doctor Musik</u></a></p>	✓	✓	
	<p><a href="#"><u>Doctor Musik's Virtual Ukulele &amp; Guitar *NEW*</u></a></p> <p>Click to view and hear different notes and chords on virtual ukuleles &amp; guitars. Also includes different orientations of the instruments for viewing from different angles.</p> <p>Related: <a href="#"><u>Free Music Tech Resource Highlight: Doctor Musik</u></a></p>	✓	✓	

	<p><b><a href="#">Doctor Musik's Virtual Recorder *NEW*</a></b></p>	<p>An easy-to-use virtual recorder instrument that also displays fingerings by clicking on notes of the treble clef.</p>	✓	✓	
	<p><b><a href="#">Doctor Musik's Virtual Percussions *NEW*</a></b></p>	<p>Click to play different virtual percussion instruments. Also includes a "name that instrument" sound identification game and a call &amp; response activity.</p>	✓	✓	
	<p><b><a href="#">Doctor Musik's Robot Staircase *NEW*</a></b></p>	<p>Click different boomwhacker-colored stairs to make a robot jump around and play them. A great way to learn how different-sized boomwhackers or xylophone bars correspond to higher or lower notes. Can also add/remove solfege/solfa.</p>	✓	✓	
	<p><b><a href="#">Launchpad intro *NEW*</a></b></p>	<p>An interactive virtual Launchpad Midi grid controller for digital music-making within your web browser. Can also be synced to physical Launchpads for playing in and out of the browser.</p>	✓	✓	
	<p><b><a href="#">Doctor Musik's Boom!Writer *NEW*</a></b></p>	<p>Compose short, 4-measure phrases by clicking boomwhacker-colored notes.</p>	✓	✓	
	<p><b><a href="#">MusicTheory.net Piano</a></b></p>	<p>A useful online piano keyboard. Turn on "Play mode" to play notes on the keyboard. You can add red dots to notes when in "Mark mode".</p>	✓	✓	✓










	<p><b><a href="#">AQWERTYON</a></b></p>	<p>With AQWERTYON you can turn your computer keyboard into a musical keyboard and play along with your choice of Youtube video. You can set the keyboard up with a preset scale or mode and students can then play along with the song's melody, bass line or they can improvise a solo. You can also save presets and share the link with students to make class time more efficient.</p>	✓	✓
	<p><b><a href="#">Theremin</a></b></p>	<p>This online theremin allows you to play with waveform and different effects. You can also loop and record. Very entertaining!</p>	✓	✓
	<p><b><a href="#">Gregorian Voices</a></b></p>	<p>Mix your own Gregorian chant! Explore reverb, hums, and other sound effects.</p>	✓	✓
	<p><b><a href="#">io808 Drum Machine</a></b></p>	<p>An online version of the classic 808 drum machine. Drum patterns created with the iO-808 can be downloaded and used them in other music software programs. Useful for teaching students about the history of drum machines.</p>	✓	✓
	<p><b><a href="#">One Motion Drum Machine</a></b></p>	<p>Another online drum sequencer with a couple of differences: you can click the 3D button to view a virtual drummer play your pattern. You can also visit the site on your iPhone and play a virtual kit via the motion sensor feature on your device (ie. you can shake and twist the phone to make sounds).</p>	✓	✓
	<p><b><a href="#">Pattern Sketch</a></b></p>	<p>Yet another online drum sequencer, but this one has an added benefit: you can play the drum kit sounds by using your computer keyboard.</p>	✓	✓

	<p><b><a href="#">Google Creatability Experiments</a></b></p> <p>A set of interactive music websites that make creativity accessible through the use of web and AI technology. By using the web camera, students can interact with each online tool by using body movements, eye tracking and sounds made by the voice. These sites are simple to use and lots of fun for students of all ages and abilities.</p>	✓	✓	✓
	<p><b><a href="#">Shared Piano (Chrome Music Lab)</a></b></p> <p>An online keyboard that allows collaboration by players in different locations</p> <p><b>Related:</b> <a href="#">Chrome Music Lab Lesson: C Major Musical Phrases on Shared Piano</a></p>	✓	✓	✓
	<p><b><a href="#">Virtual Piano - Recursive Arts</a></b></p> <p>An online piano/synth that you can play with your computer keyboard. Has an inbuilt metronome, sustain that can be turned on or off and a collection of different sounds.</p>		✓	✓
	<p><b><a href="#">Virtual Piano - Musicaa</a></b></p> <p>A simple online piano that shows letter names on the keys.</p>	✓	✓	✓
	<p><b><a href="#">Virtual Guitar - Musicaa</a></b></p> <p>Use your computer keyboard or click on the on-screen guitar to play.</p>	✓	✓	✓
	<p><b><a href="#">Virtual Bass Guitar - Musicaa</a></b></p> <p>A simple on-screen bass guitar that you can play with your computer keyboard or mouse.</p>	✓	✓	✓
	<p><b><a href="#">Bongo Cat</a></b></p> <p>Online bongos... played by a cat. You can also play cymbals, cowbell, tambourine or make a meow sound.</p>	✓	✓	
	<p><b><a href="#">Playsprout Xylo</a></b></p> <p>A one-octave online xylophone which is big and bold on the screen and actually has a wooden xylophone playback sound. You can click on the screen to hear notes, or use the numbers or letters on your computer keyboard. They also have a Chrome Extension version.</p>	✓	✓	




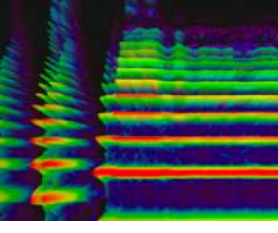
	<p><a href="#">Xylophone</a></p> <p>A simple one-octave online "xylophone" (it plays a metallic glockenspiel sound). You can use the letters on your computer keyboard to play each note, or click on the screen. Includes a simple record function.</p>	✓	✓	
	<p><a href="#">Piano C Major</a></p> <p>A one-octave chromatic keyboard which matches the Boomwhacker colours. Includes a record function.</p>	✓	✓	
	<p><a href="#">Piano - Toy Theater</a></p> <p>A full 88-key online piano (yep!). The notes are in rows to save space, but they are usefully labelled with the note name and octave. Includes a record button.</p>	✓	✓	✓
	<p><a href="#">Boomwhackers</a></p> <p>Play a tune on this one octave on-screen set of Boomwhackers. You can choose to use the diatonic set, or the diatonic set plus the chromatic add-on.</p> <p><b>Related - <a href="#">15 Youtube Play-Along Channels &amp; Playlists for Music Teachers</a></b></p>	✓	✓	






# CREATIVE SITES FOR SPECIAL NEEDS STUDENTS


RESOURCE	DESCRIPTION	E	M	H
	<p><b>Keyboard</b></p> <p>From the Google Creatability Experiments, Keyboard is an on-screen keyboard that can be activated by body tracking via your camera or with your computer mouse/keyboard. You can choose the number of notes on the screen, the scale, the key, the playback sound and which body part to track (nose, wrist, elbow, knee, ankle).</p>	✓	✓	✓
	<p><b>Sound Canvas</b></p> <p>From the Google Creatability Experiments, Sound Canvas lets you draw pictures that make sound. As the line gets higher up on the page, so does the pitch. You can draw by using your computer mouse, or you can turn on the body tracking option. Would also work well when teaching young students about high and low, or graphic notation.</p>	✓	✓	✓
	<p><b>Body Synth</b></p> <p>Another Google Creatability Experiment, Body Synth is allows you to play an instrument using body movement. Select a sound (guitar, synth, strings or drums), choose a chord and then move your body in front of your laptop camera to make sounds. There is also an experimental voice command option.</p>	✓	✓	✓
	<p><b>Seeing Music</b></p> <p>Visualise pitch, waveforms and more with Seeing Music from the Google Creatability Experiments. Your voice is picked up via your computer microphone and as you speak or sing your sound will be represented visually on the screen. There are many visualisation options including spectrogram, spectrograph, waveform, Hilbert Painter and more. You can even display note names as you sing each pitch.</p>	✓	✓	✓
	<p><b>Clarion Lite</b></p> <p>Clarion is an online instrument with pitches represented by bold colourful shapes on the screen. You can choose different layouts and the number of pitches shown by selecting one of the pattern options. Sounds are activated through body tracking via your camera, or by using your computer mouse.</p>	✓	✓	✓
	<p><b>Sampler</b></p> <p>Play short music samples in a chosen genre by triggering sounds through body tracking. There are funk, orchestral, hip hop, rock, synth, bluegrass and silly sound samples and you can also upload your own sounds.</p>	✓	✓	✓

	<p><b>Word Synth</b></p> <p>Type in a few words, select some pitches and hear Word Synth sing your sentence back to you. You can adjust the scale, key, "amount of sing" and the playback tempo.</p>	✓	✓	✓
---	--	---	---	---


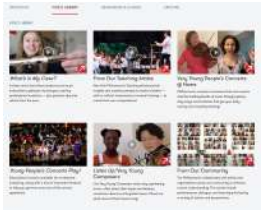

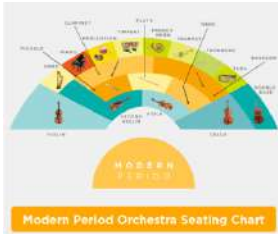

## SCIENCE OF SOUND


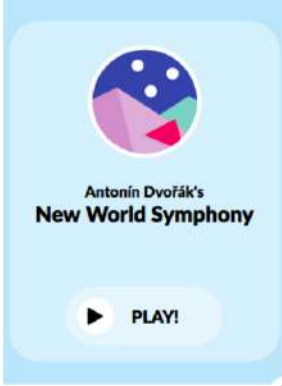



RESOURCE	DESCRIPTION	E	M	H
	<p><b><a href="#">Ear Sketch *NEW*</a></b></p> <p>Created by researchers and musicians at Georgia Tech, this completely new way of music-making relies on learning how to create and edit code. The community behind this project also hosts competitions to share musical codes to earn scholarships and grants for education and business. Excellent opportunity for cross-curricular education in computer technology.</p>		✓	
	<p><b><a href="#">Soundbreaking *NEW*</a></b></p> <p>Explore a range of groundbreaking music technology as it emerged throughout history. Includes 10 different interactive tools that allow you to explore microphone types, a mixing desk, vocal and guitar effects, sampling and more</p>	✓	✓	✓
	<p><b><a href="#">Doctor Musik's Robot Staircase *NEW*</a></b></p> <p>Click different boomwhacker-colored stairs to make a robot jump around and play them. A great way to learn how different-sized boomwhackers or xylophone bars correspond to higher or lower notes. Can also add/remove solfege/solfa.</p> <p>Related: <a href="#">Free Music Tech Resource Highlight: Doctor Musik</a></p>	✓	✓	
	<p><b><a href="#">Spectrogram (Chrome Music Lab)</a></b></p> <p>A spectrogram is a sound picture and allows you to see the frequencies that make up sound. The effect is quite beautiful. Test the different sound options at the bottom of the screen.</p>	✓	✓	✓

	<p><b><a href="#">Sound Waves (Chrome Music Lab)</a></b></p> <p>A visual representation of the way sound travels through the air. View sound waves in two ways - as moving air molecules (in the regular view) or zoom in to see the detailed view of one molecule (the sound wave itself).</p>	✓	✓	✓
	<p><b><a href="#">Voice Spinner (Chrome Music Lab)</a></b></p> <p>Spin the wave form like a record player to hear the sound sample fast, slow, forward or backwards. You can also record your own voice sample (except on iPad).</p>	✓	✓	✓
	<p><b><a href="#">Harmonics (Chrome Music Lab)</a></b></p> <p>A visual representation of the harmonic series.</p>	✓	✓	✓
	<p><b><a href="#">Oscillator (Chrome Music Lab)</a></b></p> <p>Interactive and cute! Play different oscillators by clicking and dragging up or down to change the frequency. Oscillator options include square, triangle, sawtooth and sine.</p> <p><b>Related:</b> <a href="#">Exploring Sound with Chrome Music Lab's Oscillator and Strings</a></p>	✓	✓	✓
	<p><b><a href="#">Strings (Chrome Music Lab)</a></b></p> <p>Spin the wave form like a record player to hear the sound sample fast, slow, forward or backwards. You can also record your own voice sample (except on iPad).</p> <p><b>Related:</b> <a href="#">Exploring Sound with Chrome Music Lab's Oscillator and Strings</a></p>	✓	✓	✓








	<p><b>SoundcheckPro</b></p> <p>Your students can learn how to use a mixer by experimenting with this free online tool. Use the Play button at the bottom to start the audio file and then use the knobs and dials on the mixing desk to change the levels and effects.</p>		✓	✓
---	--	--	---	---

## ORCHESTRA, COMPOSERS AND OPERA








RESOURCE	DESCRIPTION	E	M	H
	<p><b><u><a href="#">Symphony Storytime *NEW*</a></u></b></p> <p>Presented by Oregon Symphony, each episode in this fun video series showcases a storybook with an instrumental backdrop to show how stories and music interact.</p>	✓		
	<p><b><u><a href="#">New York Phil Digital Resources</a></u></b></p> <p>An extensive collection of orchestra-related activities for students from early learners through to high school. This is an impressive collection of resources, guides and videos all about the orchestra, instruments, music concepts and composition.</p> <p><b>Related:</b> Rebecca Young (Assoc. Principal Viola) has made a very funny video: <u><a href="#">Peter and the Wolf in Under A Minute</a></u></p>	✓	✓	
	<p><b><u><a href="#">New York Phil Curriculum Guides</a></u></b></p> <p>A collection of curriculum guides from the New York Phil. Each guide provides detailed materials for specific orchestral works including Scheherazade, The Young Person's Guide To The Orchestra, Billy The Kid and more.</p>	✓	✓	✓
	<p><b><u><a href="#">Dallas Symphony Orchestra Kids</a></u></b></p> <p>The kids' website of the Dallas Symphony Orchestra. The Listen and Learn section contains simplified composer biographies and instrument listening guides. There are also activities, an orchestra seating chart and a large collection of lesson plans.</p>	✓		
	<p><b><u><a href="#">Classics For Kids</a></u></b></p> <p>A musical dictionary designed especially for young students which includes free lesson plans and games.</p>	✓		

	<p><a href="#">A Midsummer Night's Dream</a> (Variation Playground)</p> <p>Pick an instrument and explore sound: density, low/high pitch and dynamics in this interactive version of Mendelssohn's A Midsummer Night's Dream.</p>	<p>✓</p>	<p>✓</p>	
	<p><a href="#">New World Symphony</a> (Variation Playground)</p> <p>Explore form by building your own version of Dvorak's New World Symphony. Students can choose which themes play when, they can choose to repeat them and they can change the playback sound.</p>	<p>✓</p>	<p>✓</p>	
	<p><a href="#">Young Person's Guide To The Orchestra</a> (Variation Playground)</p> <p>Choose your own instruments and create your own orchestral variation on Britten's Young Person's Guide to the Orchestra.</p>	<p>✓</p>	<p>✓</p>	
	<p><a href="#">MSO Learn</a></p> <p>An interactive orchestral map by the Melbourne Symphony Orchestra featuring information and pictures for instrument families and individual instruments. Musical examples play in the background. You can control the website sound by using the on/off option at the top of the page.</p> <p>Related: <a href="#">Instruments of the Orchestra: A Monster Collection of Links for Music Teachers</a></p>	<p>✓</p>	<p>✓</p>	
	<p><a href="#">The Orchestra: A User's Manual</a></p> <p>An extensive online manual about the orchestra by Professor Andrew Hugill. Includes orchestration information, instrument ranges, audio samples, layouts, seating plans, history and more. A very useful resource for older students</p>			<p>✓</p>






	<p><a href="#"><u>Beethoven Bites Primary Resources</u></a></p> <p>A series of 6 lessons aimed at primary/elementary students from the Melbourne Symphony Orchestra. MSO Beethoven Bites allows students to explore the orchestra through Beethoven's seventh symphony.</p>	✓	✓	
	<p><a href="#"><u>Beethoven Bites Secondary Resources</u></a></p> <p>A series of 6 lessons for secondary students from the Melbourne Symphony Orchestra. MSO Beethoven Bites guide students through symphonic composition and musical function providing opportunities to apply their performance or compositional studies.</p>		✓	✓
	<p><a href="#"><u>Inside the Orchestra online musical games</u></a></p> <p>An engaging collection of online games and interactive activities that allow students to learn about the orchestra. Includes melodic and rhythmic composition tools, a memory games, bingo, playable instrument pictures, musical maps and more.</p>	✓	✓	✓
	<p><a href="#"><u>Inside the orchestra activity guides</u></a></p> <p>Discover the orchestra through a collection of curated playlists, activities, DIY crafts, educational videos and more in this "Outside The Orchestra" online content.</p>	✓	✓	
	<p><a href="#"><u>Semi-Conductor Experiments with Google</u></a></p> <p>This Google experiment allows you and your students to conduct an AI orchestra. The website registers your arm and body movements via the webcam and the orchestra responds accordingly.</p>	✓	✓	✓
	<p><a href="#"><u>TSO - What is a symphony orchestra?</u></a></p> <p>Tasmanian Symphony Orchestra resources for schools includes seating layout, plus instrument images with links to videos.</p>	✓	✓	
	<p><a href="#"><u>PBS Kids Carmen's World Orchestra</u></a></p> <p>Explore instruments of Mexico, Egypt and India in Carmen's World Orchestra.</p>	✓		



# REFERENCE

RESOURCE	DESCRIPTION	E	M	H
	<p><a href="#"><u>TKSST *NEW*</u></a></p> <p>A large collection of ad-free, curated videos that teach curious students (and adults) all about interesting topics like music, tech, space, food and more!</p>	✓	✓	
	<p><a href="#"><u>Elemental Musical Adventures *NEW*</u></a></p> <p>A free library of browser-based music activities and lessons located across the internet. Sorts activities by computers or tablet/touchscreen setups.</p>	✓	✓	✓
	<p><a href="#"><u>Soundbreaking *NEW*</u></a></p> <p>Explore a range of groundbreaking music technology as it emerged throughout history. Includes 10 different interactive tools that allow you to explore microphone types, a mixing desk, vocal and guitar effects, sampling and more</p>	✓	✓	✓
	<p><a href="#"><u>Doctor Musik's Virtual Ukulele &amp; Guitar *NEW*</u></a></p> <p>Click to view and hear different notes and chords on virtual ukuleles &amp; guitars. Also includes different orientations of the instruments for viewing from different angles.</p> <p>Related: <a href="#"><u>Free Music Tech Resource Highlight: Doctor Musik</u></a></p>	✓	✓	
	<p><a href="#"><u>Doctor Musik's Virtual Recorder *NEW*</u></a></p> <p>An easy-to-use virtual recorder instrument that also displays fingerings by clicking on notes of the treble clef.</p> <p>Related: <a href="#"><u>Free Music Tech Resource Highlight: Doctor Musik</u></a></p>	✓	✓	
	<p><a href="#"><u>Sweetwater Music Tech Glossary</u></a></p> <p>Extensive collection of music technology terms and their definitions. Includes recording and editing terminology.</p>		✓	✓
	<p><a href="#"><u>Steven Estrella's Incredibly Abridged Dictionary of Composers</u></a></p> <p>Very useful Western Classical music timeline and composer biographies.</p>		✓	✓





# MUSIC DISCOVERY & HISTORY






RESOURCE	DESCRIPTION	E	M	H
	<p><a href="#">Every Noise All At Once</a></p> <p>From techno to deep opera, if you are looking for a specific musical genre, you will most definitely find it on this site. Search by artist for a sample of their work, or search by genre for a sample of that "sound." This site is INCREDIBLY comprehensive.</p>		✓	✓
	<p><a href="#">World Music Network</a></p> <p>This guide uses a world map to help you find music styles, popular artists, and traditional instruments from all over the world.</p>	✓	✓	✓
	<p><a href="#">Who Sampled</a></p> <p>Who Sampled is a comprehensive collection of songs that include samples. You can search for a song or artist/composer and discover which samples have been used in the song. Once you click on one of the listed samples, there is an excellent side-by-side comparison available. You can play the sample as it features in the song and also listen to the original version of the sample. You can also explore cover versions of songs too. Not suitable for young students due to content.</p>			✓

# DIGITAL PORTFOLIOS: CAPTURE STUDENT LEARNING




RESOURCE	DESCRIPTION	E	M	H
	<p><a href="#">Thinglink</a></p> <p>Create interactive digital “posters” with links, text, images &amp; more. Students can use to demonstrate learning (ie. by labelling the parts of a drum kit on a drum kit photo), Also available as an iPad app.</p>	✓	✓	✓
	<p><a href="#">Flipgrid</a></p> <p>Flipgrid is a fantastic video-response platform that makes it super-easy to collect student-created videos. Many music teachers are using it to assess student progress in their Recorder Karate programs (and any other instrumental programs) but there are lots of other uses, too.</p> <p>For some inspiration, take a look at my <a href="#">20 Ways To Use Flipgrid in Music Education!</a></p> <p><b>Related:</b> <a href="#">Flipgrid Training</a> inside the Midnight Music Community (includes how to use Flipgrid with your students and ideas for your music classroom!)</p>		✓	✓
	<p><a href="#">Wakelet</a></p> <p>Collect, organise, curate and share multimedia Links, documents, videos and more. Perfect for student digital portfolios and also for teacher use. Wakelet is one of my favourite free tools!</p> <p><b>Related:</b> <a href="#">Wakelet: How to Curate Practical Resource Collections and Show the Story of Student Learning</a></p>	✓	✓	✓
	<p><a href="#">Seesaw</a></p> <p>Classroom platform for capturing and sharing student learning. Teachers can create interactive activities and students can respond in their learning journal using a variety of multimedia. You can upgrade for access to more features.</p> <p><b>Related:</b> <a href="#">our Seesaw For Music Teachers online course</a></p>	✓	✓	

# VIDEO CREATION AND EDITING




RESOURCE	DESCRIPTION	E	M	H
	<p><a href="#"><u>Da Vinci Resolve</u></a></p> <p>Fully-featured free video editing software that works on both Mac and Windows. This is the software that has been featured in the Video Creation For Music Teacher online course which launched in early 2021 (available inside the Midnight Music Community). Note that you will need to use a computer that meets the minimum specs required by Da Vinci Resolve.</p> <p><b>Related:</b> <a href="#"><u>our popular Video Creation for Music Teachers online course</u></a> (learn how to make your own playalong videos, tutorials, montage videos and virtual ensembles)</p>	✓	✓	✓
	<p><a href="#"><u>Loom</u></a></p> <p>This easy to use tool allows you to record your computer screen, make tutorial videos, provide feedback and assessment, or capture student work on websites that don't have a save option.</p> <p><b>Related:</b> <a href="#"><u>Quick Free Screen Recordings with Loom</u></a>  <b>Related:</b> <a href="#"><u>Making Simple Playalong Videos with Google Slides and Loom</u></a></p>	✓	✓	✓
	<p><a href="#"><u>Screencastify</u></a></p> <p>Easily record, edit and share videos. Record your screen, your webcam or both</p>	✓	✓	✓
	<p><a href="#"><u>Flipgrid</u></a></p> <p>I've included Flipgrid in two categories in this guide - in the Digital Portfolios section above and here in the Video Creation category. Flipgrid is a fantastic video-response platform that makes it super-easy to collect student-created videos. There are not a lot of editing options, so think of it as a quick-record tool.</p> <p>For some inspiration, take a look at my <a href="#"><u>20 Ways To Use Flipgrid in Music Education!</u></a></p> <p><b>Related:</b> <a href="#"><u>Flipgrid Training</u></a> inside the Midnight Music Community (includes how to use Flipgrid with your students and ideas for your music classroom!)</p>	✓	✓	✓

 <p>Spark Video</p>	<p><b><a href="#">Adobe Spark Video</a></b></p> <p>Adobe Spark Video is one of three creative tools by Adobe. It allows you to create short videos from photos, video clips, icons and narration. It also includes a library of music soundtracks that can be added to your video projects.</p> <p>You can use the free version (with some limited features) by signing up for a personal account. If you're interested in using it with your students, you can deploy the <a href="#">unlimited free education version</a> for your school by requesting access via your IT administrator.</p>	✓	✓	✓
	<p><b><a href="#">WeVideo</a></b></p> <p>A free online video editor and maker which allows simple editing and sharing of videos. Paid education accounts offer stricter privacy and collaboration options.</p>		✓	✓
 <p>Video Recorder</p>	<p><b><a href="#">Video Recorder</a></b></p> <p>If you need an easy way to record webcam videos, this online video recorder (part of the free 123apps collection) is a great option and will work for Chromebooks.</p> <p>You can record videos of unlimited length and then download them to your computer, or save them to Dropbox or Google Drive.</p>	✓	✓	✓
 <p>Video Cutter online</p>	<p><b><a href="#">Online Video Cutter</a></b></p> <p>This simple online video editing tool (another tool from the 123apps website) allows you to trim the beginning or end of a video, rotate a video or crop the size.</p> <p>You can upload a video from your computer, Dropbox or Google Drive and then save your new edited version. This is for small videos only - up to 500MB in size.</p>		✓	✓
	<p><b><a href="#">Line Rider</a></b></p> <p>You've probably seen the Line Rider videos that show an animated character on a sled, whizzing through a visual representation of a classical piece of music like In The Hall Of The Mountain King.</p> <p>Did you know that you and your students can create your own line rider videos? The website allows you to upload your own music file using the Load Track option at the beginning, so you can try your hand at creating a synchronised line rider video.</p>		✓	✓







# MANAGE YOUR CLASS

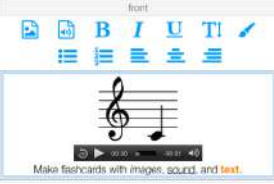




RESOURCE	DESCRIPTION	E	M	H
	<p><b><a href="#">Random Name Picker</a></b></p> <p><a href="#">Classtools.net</a> provides this wheel of fortune-style student picker.</p>	✓	✓	✓
	<p><b><a href="#">Countdown timer</a></b></p> <p>Countdown timer with background music option. Choose a soundtrack from the drop-down menu. Options include Mission Impossible, Hawaii 5-0 and Star Wars (among others!)</p>	✓	✓	✓
	<p><b><a href="#">Classroom Screen</a></b></p> <p>Save your voice, manage student behaviours, display a clock, run a class poll, select students from a list, show a timer and more</p>	✓	✓	✓

# FORMATIVE ASSESSMENT, GAMES AND QUIZZES




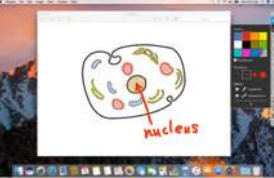



RESOURCE	DESCRIPTION	E	M	H
	<p><b><u>Variation Playground</u></b> *NEW*</p> <p>Click and drag a musical character through different dynamics and moods which are recorded for easy playback. A great option for SEL</p>	✓		
	<p><b><u>Doctor Musik</u></b> *NEW*</p> <p>Over a dozen highly-engaging mini-games to play with sounds, melody, notation, and rhythm and more. Many games include adjustable difficulty levels for different skill ranges. Includes recorder and boomwhacker-specific activities.</p> <p>Related: <a href="#">Free Music Tech Resource Highlight: Doctor Musik</a></p>	✓	✓	
	<p><b><u>Blooket</u></b></p> <p>Blooket is everyone's new favourite quiz tool. If you'd like to create a gamified quiz for your students Blooket is an excellent option. This quiz tool is a little different - you create a set of questions and then you can choose how students revise those questions by selecting one of the many game modes. The same question set can be used across all the different game modes. Blooket also recycles questions so students experience reinforcement. You can also search for existing sets created by other teachers. There are extra features if you choose to upgrade to the paid version.</p> <p>Guest writer Katherine Miller <a href="#">wrote a blog post about her experience with Blooket here</a></p>	✓	✓	
	<p><b><u>Bingo Baker</u></b></p> <p>Create your own custom bingo cards that can be printed, used online or on iPads. You can save your games and share the link with students. Students can click on a square to check it off. Here's an <a href="#">example</a>.</p>	✓	✓	✓






	<p><b><a href="#">Kahoot!</a></b></p> <p>A game-style quiz tool. LOTS of fun! Create multi-choice questions online which can include images. Students can submit answers using any device: iOS, Android, laptop, desktop computer, Chromebooks. Points are awarded for correct answers AND the speed at which the answer is submitted. The Basic account is free.</p>	✓	✓	✓
	<p><b><a href="#">Socrative</a></b></p> <p>Another quiz tool. Set up questions for students using the Socrative teacher app, or on the website. Students log in on their device using the Socrative student app. Student progress can be tracked.</p>	✓	✓	✓
	<p><b><a href="#">Plickers</a></b></p> <p>“Paper clickers.” Set up multi-choice or yes/no questions ahead of time. Students answer questions by holding up their printed Plicker (the direction in which the cards are held indicates their answer).</p> <p>You can “scan” all the student cards quickly by using the Plickers app on any device (only the teacher needs a device - not the students). Results are recorded in your online Plickers account.</p>	✓	✓	✓
	<p><b><a href="#">Mentimeter</a></b></p> <p>Mentimeter lets you set up questions, quizzes, polls, multiple choice questions and word clouds super-fast. You can use it to get a quick response from students - via any device - ask them to vote on a topic or brainstorm ideas. Their answers appear on your screen (shown on the data projector if you like) in real-time. This a great tool for workshops and conferences when you need to engage your audience. You can use a limited version for free.</p>	✓	✓	✓
	<p><b><a href="#">Answer Garden</a></b></p> <p>Answer Garden is a “minimalistic feedback tool”. The beauty of this one is that it does just one thing. You type in a question for students, they visit your Answer Garden page and answer the question. Answer Garden will show their response in real-time. Great for getting an overview of student understanding or brainstorming a topic. Responses are shown in a word cloud format.</p>	✓	✓	✓
	<p><b><a href="#">Music Tech Teacher</a></b> by Karen Garrett</p> <p>If you don’t have time to make your own quizzes and games, you might find something useful here. There are a large number of music games and quizzes created by music teacher Karen Garrett. Please note: a number of the games and quizzes require Flash which will be discontinued</p>	✓	✓	✓






	at the end of 2020 but there are still a number of non-flash games on the page that you might find useful.			
	<p><b>Ankiapp</b></p> <p>This downloadable app allows you to create your own flashcards with images, sounds, and text.</p>	✓	✓	✓
	<p><b>Edpuzzle</b></p> <p>With Edpuzzle, you can overlay questions and/or narration on existing videos from Youtube, the Khan Academy, TED and more. You can add multiple choice questions or open-ended questions and when they appear during playback, the video pauses and students can provide an answer. You can also add comments, a voiceover over the entire video, or an audio note to explain a concept or point out an interesting fact.</p>	✓	✓	✓
	<p><b>Playposit</b></p> <p>Like Edpuzzle above, Playposit allows you to create interactive quizzes using videos on Youtube, Vimeo and other platforms. You can add multiple choice questions or open-ended questions that appear during playback. The video will pause and students can provide an answer. A great way to measure learning and understanding.</p>	✓	✓	✓
	<p><b>Vialogues</b></p> <p>Vialogues was created and developed by a team of educators, researchers, and engineers from Gottesman Libraries at Teachers College Columbia University. Upload or embed a video from Youtube in order to encourage discussion and collaboration. Comments are associated with time-stamps in the video.</p> <p><b>Related:</b> <a href="#">How to Create Simple Teaching Videos</a></p>		✓	✓
	<p><b>Flippity</b></p> <p>Make your own games and activities from Google Spreadsheets.</p>	✓	✓	✓

# UTILITIES



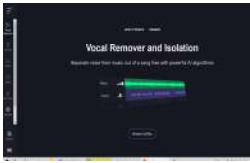



RESOURCE	DESCRIPTION	E	M	H
	<p><a href="#"><u>PDF Candy</u></a> <b>*NEW*</b></p> <p>A full range of free PDF editing tools including compression, merge, change file type, secure pdf and many more options.</p>			
	<p><a href="#"><u>Fococliping</u></a> <b>*NEW*</b></p> <p>A simple image background remover with additional tool options to replace background, add shadows, and adjust image with basic tools and filters.</p>			
	<p><a href="#"><u>Midomi</u></a> <b>*NEW*</b></p> <p>Identify a song by singing into a computer mic. Successful identification of a song relies on whether the song is part of their online library so it may not work for everything but it's worth a shot! Also includes lyric look-up and playback of music samples.</p>			
	<p><a href="#"><u>iPevo Annotator</u></a></p> <p>Free software tool that lets you annotate your desktop. Perfect substitute if you don't have an interactive whiteboard. Write over your screen, draw arrows, shapes and more.</p>	✓	✓	✓
	<p><a href="#"><u>Chords and Scales 3.0</u></a></p> <p>An excellent reference for chords and scales on keyboard, guitar, bass, and ukulele.</p>	✓	✓	✓
	<p><a href="#"><u>123apps</u></a></p> <p>A collection of free web apps that do functional things like convert video, trim audio, join audio files together, split or merge PDFs and lots more. You'll see them listed individually throughout this guide.</p>	✓	✓	✓
	<p><a href="#"><u>Audio Converter</u></a></p> <p>This online converter is useful for those times when you need to convert an audio file from one file type to another. Upload the original, choose the new format and then download the file to your computer, Dropbox or Google Drive. You can also batch-convert multiple files at once.</p>		✓	✓







	<p><b><u>Video Converter</u></b></p> <p>Similar to the audio Audio Converter, this online video converter is useful for those times when you need to convert a video file from one file type to another. Upload the original - up to 2GB - choose the new format and then download the file to your computer, Dropbox or Google Drive</p>		✓	✓
	<p><b><u>PDF Tools</u></b></p> <p>Have you ever needed to split a PDF up into separate documents? Or merge multiple PDFs into a single file?</p> <p>This collection of PDF tools includes a Split and Merge option, as well as 15 other options including converting PDFs to Word or Excel (and vice versa), converting to and from image file type to PDF and more</p>		✓	✓
	<p><b><u>Transpose</u></b></p> <p>A super-useful extension for your Chrome web browser that allows you to change the key and the speed of a Youtube video. It also allows you to set up a short "loop" within the video for practice purposes.</p>	✓	✓	✓






# ONLINE WHITEBOARDS

RESOURCE	DESCRIPTION	E	M	H
	<p><a href="#"><u>Doctor Musik's Sketch Book *NEW*</u></a></p> <p>Practice drawing different notes and symbols on virtual staff paper or blank screens. Includes multiple colors and thin to wide-width pens.</p> <p>Related: <a href="#"><u>Free Music Tech Resource Highlight: Doctor Musik</u></a></p>	✓	✓	
	<p><a href="#"><u>Jamboard</u></a></p> <p>A simple online collaborative whiteboard by Google. You can draw on the screen, create sticky notes, text, use a laser and upload your own images. A great tool for brainstorming ideas and teaching concepts where you need to draw.</p>	✓	✓	✓
	<p><a href="#"><u>Whiteboard.chat</u></a></p> <p>An online whiteboard with almost every feature you could need. You can use the whiteboard to draw, create shapes, present images, add audio files. There is an extensive collection of ready-made elements you can add to your board including music notes, clefs and other elements. Students can work on their own copy of your board and also collaborate with one another. You can see what students are doing in real time on their individual boards.</p>	✓	✓	✓
	<p><a href="#"><u>Whiteboard.fi</u></a></p> <p>A simple online whiteboard tool (now owned by Kahoot). Students can join your session and they all get access to their own individual digital whiteboard, where they can draw, write text, make notations on images and more. The teacher can see the student whiteboards in real time, and follow their progress.</p>	✓	✓	
	<p><a href="#"><u>AWW Whiteboard</u></a></p> <p>Don't have an interactive whiteboard, but you'd like a way to draw freehand on your computer screen? AWW Online Whiteboard lets you do just that. It has some basic drawing and editing features and lets you download your drawings as a PDF or image file. A warning that the free version shows Google Ads at the bottom of the screen which may make it inappropriate for some schools</p>	✓	✓	✓

# CREATING TEACHING RESOURCES


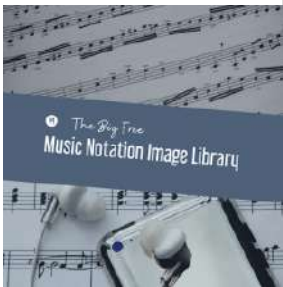


RESOURCE	DESCRIPTION	E	M	H
	<p><b><a href="#">Chord Sheet Maker</a> *NEW*</b></p> <p>A simple way to create chord sheets (no lyrics) of your own songs for easy PDF printing.</p>			
	<p><b><a href="#">Giide</a> *NEW*</b></p> <p>A free (with paid upgrade) service which allows you to make interactive slide feeds that sync with audio. Great for increasing interaction with a presentation.</p>			
	<p><b><a href="#">Vocal Remover</a> *NEW*</b></p> <p>A free, web-based audio editor that allows you to remove vocal tracks (to create your own karaoke track), cut out portions of audio tracks, manipulate pitch and tempo, or merge multiple tracks together. Also has a useful key and BPM identification feature.</p>			
	<p><b><a href="#">Chordify</a> *NEW*</b></p> <p>A free-to-try (which then becomes a premium service) that allows you to search for any song on Youtube, Deezer, or SoundCloud and extract the chords. The chords are then displayed karaoke-style for you to play along with the track in real-time.</p>			
	<p><b><a href="#">Blush</a></b></p> <p>Online design tool for creating customised illustrations for your presentations and other teaching resources</p>			
	<p><b><a href="#">Kami</a></b></p> <p>Convert your paper or PDF worksheets and other activities into interactive digital versions that students can fill out and submit back to you. Includes a variety of question types (multi choice, short answer, fill in the blanks, long answer etc). The paid version gives you access to more features including audio and video comments, integrations with a variety of learning management systems and more. For a feature comparison list, click <a href="#">here</a>.</p>			






	<p><b>Teacher Made</b></p> <p>Like Kami, Teacher Made lets you convert your paper or PDF worksheets and other activities into interactive digital versions that students can fill out and submit back to you. Includes a variety of question types (multi choice, short answer, fill in the blanks, long answer etc) and an auto grading feature. There is a Pro version with many extra features, including the option for the teacher or student to record and/or attach audio files. For a feature comparison list, head here.</p>			
	<p><b>Canva</b></p> <p>Simple, easy design tool for creating your own beautiful teaching resources. Includes a huge collection of in-built images, clipart, icons, fonts and templates. Educators can sign up for a free account with almost all the benefits of the Pro account.</p> <p><b>Related:</b> <a href="#">Our very popular Create Beautiful Teaching Resources with Canva. course!</a></p>	✓	✓	✓
	<p><b>Word Art</b></p> <p>Type in a list of words and click a button to see them transformed into word art. Excellent way for you or your students to create artwork for the classroom or for your presentations.</p>	✓	✓	✓
	<p><b>Remove.bg</b></p> <p>Ever needed to remove the white background from an image to make it transparent? Remove.bg will do that instantly. Simply upload your photo, watch it remove the background and download the new transparent version.</p>	✓	✓	✓
	<p><b>Picture Stencil Maker</b></p> <p>Make your own coloring pages. This stencil maker will automatically trace photos and pictures into a stencil, pattern, line drawing, or sketch.</p>	✓		
	<p><b>Iorad</b></p> <p>Create interactive tutorials that point out different parts of the screen for the viewer. This is very cool and worth a look!</p>	✓	✓	✓








	<p><a href="#">Virtual Manipulatives by Toy Theater</a></p> <p>Designed for math teachers, there are some useful tools in here for ALL teachers- including virtual timers, spinners, dice and more.</p>	✓	✓	✓
	<p><a href="#">Note image generator</a></p> <p>Super simple and effective! Create your own images of single notes on a staff with a clef. Choose a range of notes, sharps and flats and how large you'd like the images to be. Download a group of images in a zip file. Useful for creating manipulatives, drag and drop activities and worksheets.</p> <p><b>Related</b> - Would you like more notation images? <a href="#">Download my free Big Notation Library of transparent notation images you can use in your resources.</a></p>	✓	✓	✓
	<p><a href="#">Fingering Diagram Builder</a></p> <p>Create fingering diagrams for a range of woodwind instruments including flute, recorder, oboe, clarinet, and bassoon. Click on the circles to add the fingering and then download the diagram as an image file to add to your resources.</p>	✓	✓	✓
	<p><a href="#">Crossword Labs</a></p> <p>Make your own crosswords. Enter a list of words and clues and the crossword will be generated automatically. You can select a layout from multiple options. Students can complete the crossword online, or by filling in a printed version.</p> <p><b>Related</b> - <a href="#">Midnight Music Podcast Episode 110: DIY Music Puzzles and Games Part 2: Crosswords</a></p>	✓	✓	✓
	<p><a href="#">Word Search Labs</a></p> <p>Make your own word search. Create a list of words and enter them into a box. The word search is generated automatically. Students can complete the puzzle online, or by printing it out.</p> <p><b>Related</b> - <a href="#">Midnight Music Podcast Episode 111: DIY Music Puzzles and Games Part 3: Word Search</a></p>	✓	✓	✓


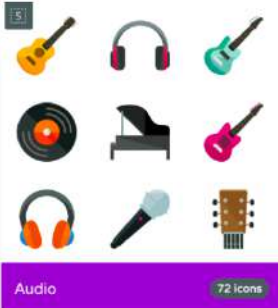





# CLIPART, IMAGES, SOUND EFFECTS, VIDEOS & MUSIC

RESOURCE	DESCRIPTION	E	M	H
	<p><b><u><a href="#">Sampled *NEW*</a></u></b></p> <p>A browser-based library of audio samples that can be downloaded and used royalty-free for video projects, songs, presentations, and more. Allows for non-commercial and commercial use.</p> <p>Related: <a href="#">How to Find Legal Music for Your Video Projects</a>            Related: (Podcast Episode) <a href="#">MTT139 9 places to find free and legal music for your video and audio projects</a></p>			
	<p><b><u><a href="#">Big Notation Library</a></u></b></p> <p>A collection of notation images I created. Individual image files of notes, clefs, rests and other notation graphics. Use in your worksheets, make posters, use in interactive whiteboard software or in Powerpoint.</p>	✓	✓	✓
	<p><b><u><a href="#">Guitar Chord Image Library</a></u></b></p> <p>A collection of guitar chord diagram images I created. Use in your worksheets, make posters, use in interactive whiteboard software or in Powerpoint.</p>	✓	✓	✓
	<p><b><u><a href="#">Ukulele Chord Image Library</a></u></b></p> <p>A collection of ukulele chord images I created. Use in your worksheets, make posters, use in interactive whiteboard software or in Powerpoint.</p>	✓	✓	✓






	<p><b><a href="#">Body Percussion Clipart Library</a></b></p> <p>Downloadable body percussion images in a range of skin tones that you can use in your teaching materials.</p> <p>If you're a member of the Midnight Music Community you can also access the Canva templates for these images in case you want to make adjustments.</p>	✓	✓	
	<p><b><a href="#">Boomwhacker Image and Sound Library</a></b></p> <p>Downloadable Boomwhacker images and audio files for each pitch. Useful for creating teaching materials. Includes a group Boomwhacker image, plus individual Boomwhackers.</p> <p>A collection of ukulele chord images I created. Use in your worksheets, make posters, use in interactive whiteboard software or in Powerpoint.</p>	✓	✓	
	<p><b><a href="#">Digital Badge Library</a></b></p> <p>Here's a big collection of digital badges that you can use with your students. This download includes badges for recorder, ukulele, guitar, drumming, and musical elements and each badge has a transparent background.</p> <p>If you're a member of the Midnight Music Community you can also access the Canva templates for these images in case you want to make adjustments or copy the template to make your own designs..</p>	✓	✓	✓
	<p><b><a href="#">Custom Cursors (music themed)</a></b></p> <p>Custom Cursor is a Chrome extension that allows you to change your mouse pointer into a little picture. This makes your cursor more prominent when sharing your screen with students in class or while teaching remotely. This download features music-themed images I created for you to use with the Custom Cursor extension</p> <p><b>Related:</b> <a href="#">Learn how to use your custom cursor images in this video</a></p>	✓	✓	✓
	<p><b><a href="#">Sound effects: NASA Sound Library</a></b></p> <p>NASA has made available an entire library of sounds from historic spaceflights, astronauts and mission control. Awesome collection which is ideal for remix assignments, film scoring, storytelling and more. There are 140 tracks on the above Soundcloud link.</p> <p><b>Related:</b> <a href="#">Found Sounds and Sampling Course</a> inside the Midnight Music Community (including how to record, manipulate and arrange found sounds, as well as</p>	✓	✓	✓

	techniques to create your own found sound compositions and remixes).			
	<p><a href="#">Sound effects and music: British Library Sounds</a></p> <p>Fantastic collection of sound recordings. Includes accents, classical music sounds, nature sounds, world and traditional music sounds and more.</p>	✓	✓	✓
	<p><a href="#">Videos: The Moving Image Archive</a></p> <p>Creative Commons and public domain videos useful for film scoring projects. There are a wide variety of styles and lengths. Includes an entire collection of Warner Bros cartoons.</p>	✓	✓	✓
	<p><a href="#">Videos: Pixabay</a></p> <p>Pixabay is one of my go-to sites for public domain images, but they also have a fantastic collection of stock video and footage which can be downloaded for your multimedia projects. It's also a great place to look for videos to use in film scoring projects. Try searching for nature, sports, cars, cartoons and more.</p>	✓	✓	✓
	<p><a href="#">Music: Incompetech</a></p> <p>Highly recommended! Composer Kevin McLeod shares his music under a Creative Commons license. Search by music style or "feel". Excellent for film scoring projects, jingles and intro/outro music for student projects.</p>	✓	✓	✓
	<p><a href="#">Images: Pixabay</a></p> <p>My personal number one go-to place for photos and graphics. Images on this site are in the public domain. There's a great selection of music and non-music-related photos and illustrations. Create a free account so you can save your "favourites".</p>	✓	✓	✓
	<p><a href="#">Images: Clip Art by Phillip Martin</a></p> <p>Gorgeous array of cartoon images for use by schools. Includes a Peter and the Wolf picture, a range of instruments of the orchestra and many other music-related and non-music images.</p>	✓		
	<p><a href="#">Images: Compfight</a></p>	✓	✓	✓





	<p>A search engine for images. Visit the website and type in a search term, then select the Creative Commons setting on the left of the screen to search for photos that are legal to use (with attribution to the creator).</p>			
	<p><b><a href="#">Images: The Noun Project</a></b></p> <p>Free icons for you to use in worksheets, posters and other projects (attribute the creator). Type into the search bar at the top. Try “music”, “audio”, “instruments” or “recording”.</p>	✓	✓	✓
	<p><b><a href="#">Images: Flat Icon</a></b></p> <p>Another website with icons for you to use in worksheets, posters and other projects. Look for the “Selection” icons which are the non-premium, free to use icons (attribute the creator). Type into the search bar at the top (try “music”, “audio”, “instruments” or “recording”) and then choose to view the results for individual icons or packs of icons (matching sets).</p> <p>There is a brilliant Create A Pattern feature which you can use to create an image with a repeating pattern of any of the icons in your chosen collection. You can adjust the size, colour and rotation of the icons in the pattern as well as changing the background.</p> <p>Download your pattern creation when you’re finished and use it in worksheets, presentations and resources for your Teacher Pay Teachers store.</p>	✓	✓	✓
	<p><b><a href="#">Images: Adobe Spark Post</a></b></p> <p>Adobe Spark Post is one of three creative tools by Adobe which allows you to create images with text overlay. You can use it in two ways: you can use it yourself to create images for your own presentations, worksheets or classroom posters, or students can use it to create a “visual assignment” (their favourite lyrics over a music-related picture, a quote they like and so on).</p> <p>You can use the free version (with some limited features) by signing up for a personal account. If you’re interested in using it with your students, you can deploy the <a href="#">unlimited free education version</a> for your school by requesting access via your IT administrator.</p> <p><b>Related:</b> Lesson plans for Adobe Spark Post in the collection of <a href="#">Super-Simple Music Tech Lesson Plans Using Free Websites</a></p>		✓	✓







	<p><a href="#">Samples, Loops &amp; Sound Effects: Music Radar</a></p> <p>Extensive collection of free samples, loops, sound effects, and drum hits that can be used in student projects. Perfect for remixing, film scoring, video game scoring and other music production projects.</p> <p>Many genres are represented and it's worth just scrolling through the list to see what's there. Favourites of mine include the cartoon sounds, retro video game sounds, horrorscapes sounds and the real world sounds. The collection is updated regularly so bookmark the page and visit often!</p>		✓	✓
	<p><a href="#">Music: Radioooo</a></p> <p>Explore music of different countries and eras: click a location on the map and choose a decade to listen to a random music selection. Best suited to older students since you never quite know what you're going to get!</p>		✓	✓

# CREATE YOUR OWN WEBSITE







RESOURCE	DESCRIPTION	E	M	H
 <p>Spark Page</p>	<p><a href="#">Adobe Spark Page</a></p> <p>Adobe Spark Page is one of three creative tools by Adobe which allows you to create beautiful web pages simply and easily. Students can use it to present multimedia assignments that include text, images, video and links.</p> <p>You can use the free version (with some limited features) by signing up for a personal account. If you're interested in using it with your students, you can deploy the <a href="#">unlimited free education version</a> for your school by requesting access via your IT administrator.</p>	✓	✓	✓
	<p><a href="#">WordPress</a></p> <p>Create your own website/blog for free. Step-by-step instructions; no coding necessary! This is the platform I use to run my own website and if you're wanting a robust system with flexibility and the biggest range of options.</p>		✓	✓
	<p><a href="#">Weebly</a></p> <p>A free website/blog creator which is easy to use. It has a drag-and-drop interface and it's a popular choice for music teachers who want to start their own website to share student portfolios and assignments.</p> <p>Here is an example: teacher Richard McCreedy's <a href="#">advanced music tech class from River Hill High School</a>. There is a main website which acts as the "home base" and features links to each student's own Weebly site which they have set up themselves.</p>		✓	✓
	<p><a href="#">Wix</a></p> <p>Another free website/blog platform which is simple and easy to use and also popular with teachers and students.</p>		✓	✓
	<p><a href="#">Google Sites</a></p> <p>Free website builder from Google. Create a class website, use for student digital portfolios, create a "home" for your teaching resources.</p>	✓	✓	✓

# FREE LESSON PLANS & PD FROM MIDNIGHT MUSIC







RESOURCE	DESCRIPTION	E	M	H
 <p><b>RAP MY NAME</b></p>	<p><a href="#">Lesson Plan: Rap My Name</a></p> <p>A simple composition lesson where students compose a rap using their name. Makes an excellent back-to-school activity.</p>	✓	✓	✓
 <p><b>CLAPPING MUSIC</b> how to use the free iPad app</p>	<p><a href="#">Lesson Plan: Clapping Music</a></p> <p>Learn how to perform Steve Reich's Clapping Music using the free iPad app and this downloadable lesson plan.</p>		✓	✓
 <p><b>EXPLORE RHYTHM AND METER WITH THE CHROME MUSIC LAB</b></p>	<p><a href="#">Lesson Plan: Explore Rhythm and Meter with the Chrome Music Lab</a></p> <p>Perform and compose rhythms in meters of 3, 4, 5 and 6. Students can also notate their compositions with the provided downloadable worksheet.</p>	✓	✓	
 <p>May The Force be with you! Here's a free Star Wars music tech lesson you can use with your students. This lesson uses the free Songmaker which is part of the Chrome Music Lab.</p>	<p><a href="#">Star Wars Lessons using the Chrome Music Lab Songmaker</a></p> <p>The Songmaker allows students to click on a grid to add melodic or rhythmic sounds. Press the play button to hear your creation. In these Star Wars lessons, students will create their own version of the main Star Wars Theme by John Williams, using the Chrome Music Lab Songmaker.</p>	✓	✓	✓




	<p><b><a href="#">Musical Me - An Easy Back-To-School Tech Lesson</a></b></p> <p>Whether you're starting a new school year, or would just like to get to know your students better, this Musical Me lesson is an effective and easy option with lots of flexibility.</p> <p>In this lesson, students will tell you more about their musical background, interests, likes, dislikes, instrumental skills and more by choosing prompts to respond to. They will gather images, icons, write text, find videos or links to websites to illustrate their musical me facts and then present them in a digital format.</p>		✓	✓
	<p><b><a href="#">Free Lesson Plan: GarageBand for iPad - What's in a Name?</a></b></p> <p>This lesson is a free sample from my new online course and collection of lesson plans designed especially for the iPad version of GarageBand. It's a quick project which works well as a "getting to know you" activity at the beginning of the school year, but it could also work at any other time too.</p>	✓	✓	✓
	<p><b><a href="#">iPads in Music Education</a></b></p> <p>Do you have one or more iPads to use in your music classroom? Here you will find our most useful and recent resources on how to use iPads in music education.</p>	✓	✓	✓
	<p><b><a href="#">Chromebooks in Music Education</a></b></p> <p>Wondering how to get started with Chromebooks in your music classroom? Here you'll find our most useful and recent resources on how to use Chromebooks in music education.</p>	✓	✓	✓
	<p><b><a href="#">Macs and PCs in Music Education</a></b></p> <p>Macs and PCs are a great resource for music teachers. Here you'll find our most useful and recent resources on how to use Macs and PCs in music education.</p>	✓	✓	✓
	<p><b><a href="#">Interactive Whiteboards in Music Education</a></b></p> <p>Wondering how to use your interactive whiteboard effectively in your music classes (so that it becomes more than an expensive projector?) Here are our most useful and recent resources on how to use interactive whiteboards in music education.</p>			







	<p><b><a href="#">Elementary Music Tech Ideas</a></b></p> <p>Are you an elementary music teacher who would like some ideas for incorporating technology into your classes? Here you'll find our most useful and recent technology tips, articles and lesson plans for elementary music teachers.</p>	<p>✓</p>		
	<p><b><a href="#">Middle and High School Music Tech Ideas</a></b></p> <p>Are you a middle or high school music teacher who would like some ideas for incorporating technology into your classes? Here you'll find our most useful and recent technology tips, articles and lesson plans for middle and high school music teachers.</p>		<p>✓</p>	<p>✓</p>
	<p><b><a href="#">Free Music Tech Resources</a></b></p> <p>There are lots of great free and low-cost music tech resources out there – if you know where to look! Here are some of our most popular free technology resources for music teachers.</p>	<p>✓</p>	<p>✓</p>	<p>✓</p>
	<p><b><a href="#">Tech Tips for Music Teachers</a></b></p> <p>Looking for tips on how to use technology to create your own resources? Increase your productivity? Or perhaps you have a basic tech-related question you need answered? Here you'll find tips, tutorials and how-tos for some of the most frequently asked technology questions by music teachers.</p>	<p>✓</p>	<p>✓</p>	<p>✓</p>
	<p><b><a href="#">FREE monthly live webinar - open to all!</a></b></p> <p>Every month Katie runs a free live webinar for members and non-members alike. A different music tech topic is covered each month. Come along and join us!</p>	<p>✓</p>	<p>✓</p>	<p>✓</p>
	<p><b><a href="#">FREE webinars archive</a></b></p> <p>Did you miss one of our live webinars? Access past webinars which cover topics like Google Slides, Flipgrid, Online Whiteboards, Digital Badging, Seesaw, Lesson Ideas for Soundtrap and Bandlab and LOTS more. Register for free and watch the webinar at a time that suits you. You can even access a PD certificate for the time.</p>	<p>✓</p>	<p>✓</p>	<p>✓</p>

# FREE LESSON PLANS & COURSES: OTHER PROVIDERS

RESOURCE	DESCRIPTION	E	M	H
	<p><a href="#">TED-ED</a></p> <p>TED-Ed animations and TED Talks that you can use in your classes. You can use their interactive tool to add questions, discussion topics and follow-up resources. You can also use their interactive platform for any other video on YouTube. You can then share the lessons with your students online and track the results.</p>	✓	✓	✓
	<p><a href="#">Little Kids Rock</a></p> <p>This UK-based charity shares lots of free resources, including a collection of lessons that involve instruments and another that does not require instruments. Lessons include basic skills for guitar, bass, keyboard and uke. The non-instrument lessons cover body percussion, hip hop basics and composition and GarageBand.</p>	✓	✓	
	<p><a href="#">Soundfly</a></p> <p>A range of free courses for musicians with a focus on music production. Excellent for middle and senior school students. Courses fall into the following categories: Produce, Write, Play, Hustle and Discover</p>			✓
	<p><a href="#">Pro Audio Essentials Course</a></p> <p>Pro Audio Essentials is a game-based course for music producers to practice and improve their audio skills. Older students can work through the course content on their own and learn the basics of digital audio and editing.</p>			✓
	<p><a href="#">Learning Music</a></p> <p>Learn the basics of music-making with this series of online interactive step-by-step lessons by Ableton. Covers beats,, notes, scales, chords, basslines, and melodies and uses popular music to illustrate examples.. Perfect for students to work through on their own.</p> <p><b>Tip:</b> click on the menu button at top left to navigate each module and set of lessons.</p>		✓	✓
	<p><a href="#">Learning Synths</a></p> <p>Learn how synthesisers work with this series of online interactive step-by-step lessons by Ableton. Perfect for students to work through on their own, or for teachers who need to brush up on the basics of sound synthesis.</p>		✓	✓

	<b>Tip:</b> click on the menu button at top right to see the complete list of lessons			
	<b>Soundtrap Academy</b> Sign up for the free Soundtrap Certified Expert or Educator course to learn basic and advanced skills in recording and creating music using Soundtrap. <b>Related:</b> <a href="#">The Garageband, Soundtrap, and Bandlab Course</a>		✓	✓
	<b>Music Workshop</b> Video lessons and accompanying worksheets for grade K-8. Covers musical genres, instruments and careers. Fully supported by donations and grants	✓	✓	
	<b>Teach Rock</b> An extensive collection of lessons and activities that use the history of popular music and culture to help teachers engage students. Lesson plans are developed by experts and there are many cross-curricular tie-ins. TeachRock is completely free.	✓	✓	✓

## CONNECT

RESOURCE	DESCRIPTION
	<b><a href="#">Midnight Music Facebook Page</a></b> Daily articles, links, funny pics and tips and our popular Freebie Friday giveaway!
	<b><a href="#">Midnight Music Pinterest Profile</a></b> This is where I save and share music tech links for workshops, conferences and for my own reference. I have a range of categories: free resources, Sibelius, film scoring, remixing, looping, clever music videos to play in class, 21st century classroom resources, quotes and much more.
	<b><a href="#">Midnight Music Instagram</a></b> Follow me on Instagram to find updates on our blog, podcast and see a few of the behind-the-scenes of events that I attend and things in the work at Midnight Music!
	<b><a href="#">Music Tech Teacher Podcast</a></b> - Katie Wardrobe My podcast for music teachers in which I share practical tips for using technology in music education. There are also regular interviews with real teachers who use technology in creative ways. <a href="#">Subscribe for free via iTunes or Stitcher</a>

# SUPER-SIMPLE MUSIC TECH LESSONS USING FREE RESOURCES

After using a number of these free resources over the years, I was inspired to put together a collection of lesson plans. I've chosen my favourite free websites from this guide and created the following:

- A teacher's guide for each website (at-a-glance info) plus a walkthrough video
- Written lesson plans
- Tutorial videos showing you how each lesson works
- Downloadable student resources like worksheets & checklists

The websites I've chosen include:

- Incredibox
- Groove Pizza
- Beepbox
- Isle Of Tune
- Youtube
- Adobe Spark Post



ALL of these lessons can be found inside the Midnight Music Community. [Click here to join](#) and access the lessons (if you're already a member, simply login!)

## THANK YOU!

You made it to the end! I wanted to say a big thank you to everyone that sends messages of appreciation for this guide which has now been produced for 8 years running.

I hope you find something useful in the guide. If you use any of the resources with your students, I'd **love** to hear from you. Let me know on social media (links above) and there are bonus points for images or video of kids in action (backs of heads is okay!).

I look forward to connecting with you in person or online - whether you're a Midnight Music Community member, a podcast listener, a workshop attendee or social media stalker!

All the best with your music tech journey.

Katie Wardrobe, *Midnight Music*

